

**GPI**  
**GOLD TIP**

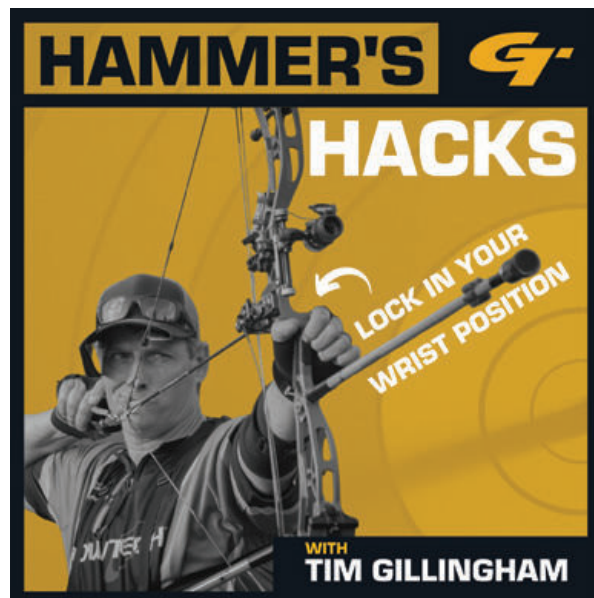


**2025**

WORKBOOK

# INTRODUCING THE ARCHERY OPS & HAMMER'S HACKS PODCASTS!

# LOOK FOR THE GOLD TIP END TO END STRAIGHTNESS PROMISE




At Gold Tip, the pursuit to make the industry's most consistently straight arrows never stops. With the End To End Straightness Process, we've taken it to another level. First, every Gold Tip arrow starts with 100% pure carbon for a stronger shaft that retains its straightness longer shot after shot, hunt after hunt. Then, each shaft is 3-point laser-sorted to assure that the entire shaft – from end to middle to end – matches the straightness grade promised. Industry standard measures straightness at the only one point: the center. Now, when you see the Gold Tip E2E Promise you know your arrow goes beyond industry standard. And, rest assured, the pursuit won't stop there.

**NEW**



Episode of Archery Ops features Tim Gillingham along with top notch hunters and world champion archers discussing what's most important in picking the right gear, our favorite bowhunting and target gear, and tips to help you be a better shooter hunt after hunt, target after target. Guests include: Aron Snyder, Levi Morgan, Michael Waddell, and many more!

On each episode of Hammer's Hacks, Tim offers a quick and simple tip most shooters never consider to help them become better bowhunters and archers.



## LISTEN, SUBSCRIBE, AND SHARE!

### PREMIUM HUNTING ARROWS

Airstrike .....	4
Pierce Series .....	6
Kinetic Series .....	10
Hunter Series .....	12
Velocity Series .....	14
Force .....	16

### SPECIALTY HUNTING ARROWS

Cutdown .....	18
Black Label .....	20
Traditional Series .....	22-25
Twister Flu-Flu .....	23

### YOUTH ARROWS

Lightning, Fiberglass .....	26
-----------------------------	----

### PRECISION TARGET ARROWS

Pierce Tour .....	28
Nine.3 Max .....	30
Series 22 .....	32
X-Cutter Series .....	33
30X Series .....	34
Triple X Series .....	35

### CROSSBOW BOLTS

Bolt Selection .....	36
Swift Series .....	36
SuperFLY .....	37
Ballistic Series .....	38
Nitro Series .....	39

### TECHNICAL DATA

Arrow Components .....	40
Apparel .....	42
Technical Data .....	47

PREMIUM  
HUNTING  
ARROWS

**E2E PROMISE**  
«END TO END STRAIGHTNESS»



BRAD FARRIS



**FIRST STRIKE**






COATED WITH  
DYNA-TEK™ | CERAMIC CLEAR COATING  
**SLICK SHIELD™**  
FOR DEEPER PENETRATION AND  
EASIER ARROW REMOVAL FROM TARGETS

**STRIKE FASTER.  
STRIKE FARTHER.  
STRIKE HARDER.**

The Airstrike™ features an ultra-light .204 inside diameter profile with an extreme front of center design, high modulus carbon construction, and exclusive Dyna-Tek Slick Shield™ coating. Built for speed and long range accuracy, the Airstrike™ closes long distances faster and penetrates deeper with pinpoint accuracy. It's the fastest, most versatile long-range hunting arrow your target will never see.

ARROW SPECS	ARROW SPECS				COMPONENT WEIGHTS	COMPONENT WEIGHTS			
	SPINE	COLOR	GPI	OD		BALLISTIC COLLAR	NOCK COLLAR	AL. INSERT	SS INSERT SOLD SEPARATELY
400	GRAY	7.2	.254"	14.8	3.4	24.3	69.3		
340	GRAY	7.8	.258"	14.6	3.9	24.9	71.0		
300	GRAY	8.5	.262"	13.8	4.0	25.4	72.4		
250	GRAY	9.6	.269"	18.2	5.0	26.4	75.3		

STRAIGHTNESS TOLERANCE: +/- .001"  
WEIGHT TOLERANCE: +/- .5 GR  
AVAILABLE IN: 2" VANES & 2.75" FACTORY 4 FLETCHED

BALLISTIC COLLAR    NOCK COLLAR    AL. INSERT    SS INSERT  
SOLD SEPARATELY

# PREMIUM HUNTING ARROWS

**G E2E PROMISE**

« END TO END STRAIGHTNESS »



KEITH BURGESS

**G**  
GOLD TIP



**PIERCE LRT**

## MOST ADVANCED LONGEST RANGE

Built from the proven Pierce shaft now with tighter tolerances and improved components, the Pierce LRT is our most advanced Long Range Tactical hunting arrow ever. Micro diameter for better penetration and less wind drift at extended range. The two-piece Max-Align™ component system is easy to install perfectly straight every time. Dyna-Tek Slick Shield™ coating aids in penetration and target removal. Simply put, this is the baddest hunting arrow we have ever built.



COATED WITH  
DYNA-TEK™ | CERAMIC CLEAR COATING  
**SLICK SHIELD™**  
FOR DEEPER PENETRATION AND  
EASIER ARROW REMOVAL FROM TARGETS

ARROW SPECS

SPINE	COLOR	GPI	OD
500	BLACK	6.6	.222"
400	BLACK	7.5	.229"
340	BLACK	8.3	.234"
300	BLACK	9.1	.240"
250	BLACK	9.8	.245"



GTO NOCK:  
5.3 GR



MAX-ALIGN™ INSERT SYSTEM  
52 GR



TITANIUM: 58 GR  
SOLD SEPARATELY

STRAIGHTNESS TOLERANCE: +/- .001"  
WEIGHT TOLERANCE: 0.5 GR  
AVAILABLE IN 2.1" FUSION AND 2" RAPTOR VANES  
OR 2.75" FACTORY 4 FLETCH



PIERCE LRT GOLD TIP 340



CODY KELLEY



# SOMETIMES LESS IS MORE

If you're looking for an arrow that surgically penetrates with blistering speed and will stand up to real-world abuse, you've found it. The Gold Tip Pierce is a micro diameter arrow that's built to hunt. Its greatly reduced diameter makes it resist wind drift for long range accuracy. Its decreased weight makes it fly fast and flat. And when the Pierce impacts its target, it has the energy to punch through. Thanks to the patented Max-Align™ Insert System, this surgical arrow has the strength of a jackhammer to take on any hide, meat, or bone you put in front of it.

## PIERCE PLATINUM

ARROW SPECS

SPINE	COLOR	GPI	OD
500	BLACK	6.6	.222"
400	BLACK	7.5	.229"
340	BLACK	8.3	.234"
300	BLACK	9.1	.240"
250	BLACK	9.8	.245"



STRAIGHTNESS TOLERANCE: +/- .0025"  
 WEIGHT TOLERANCE: +/- .5" GR  
 AVAILABLE IN: 2.1" FUSION VANES, 2" RAPTOR OR 2.75" FACTORY 4 FLETCHED



## PIERCE

SPINE	COLOR	GPI	OD
500	BLACK	6.6	.222"
400	BLACK	7.5	.229"
340	BLACK	8.3	.234"
300	BLACK	9.1	.240"
250	BLACK	9.8	.245"



STRAIGHTNESS TOLERANCE: +/- .006"  
 WEIGHT TOLERANCE: +/- 2" GR  
 AVAILABLE IN 2.1" FUSION AND 2" RAPTOR VANES

PIERCE300



KEITH BURGESS

# HARD HITTING

For bowhunters looking for a durable, hard-hitting, small diameter shaft that still provides unmatched straightness retention, the Kinetic family of arrows meets the challenge. If you're hunting larger game or striving to increase your accuracy in wind and inclement weather, the Kinetic shafts are engineered to deliver.



ARROW SPECS

SPINE	COLOR	GPI	OD
500	BLACK	7.6	.258"
400	BLACK	9.5	.270"
340	BLACK	9.9	.272"
300	BLACK	10.4	.274"
200	BLACK	11.6	.282"



STRAIGHTNESS TOLERANCE: +/- .0025"  
 WEIGHT TOLERANCE: +/- .5 GR  
 AVAILABLE IN: 2" VANES & 2.75" FACTORY 4 FLETCHED



SPINE	COLOR	GPI	OD
500	BLACK	7.6	.258"
400	BLACK	9.5	.270"
340	BLACK	9.9	.272"
300	BLACK	10.4	.274"
200	BLACK	11.6	.282"



STRAIGHTNESS TOLERANCE: +/- .006"  
 WEIGHT TOLERANCE: +/- 2 GR  
 AVAILABLE IN: 2" VANES

**G E2E PROMISE**

HUNTER PRO

«END TO END STRAIGHTNESS»



WARREN HOLDER.

# ALL-AROUND VERSATILITY

The sport of bowhunting can often lead to challenging situations and conditions. Gold Tip's Hunter family of arrows provide the versatility to meet the demands of every level and challenge you may encounter. Providing speed, stability and strength, thanks to Gold Tip's 100% carbon technology, the Hunters have become the "go-to" hunting arrows for many thousands of bowhunters.







**HUNTER PRO**

**HUNTER XT**

**HUNTER**

ARROW SPECS	HUNTER PRO				HUNTER XT				HUNTER			
	SPINE	COLOR	GPI	OD	SPINE	COLOR	GPI	OD	SPINE	COLOR	GPI	OD
	500	BLACK	7.3	.291"	500	BLACK	7.3	.291"	500	BLACK	7.3	.291"
	400	BLACK	8.2	.295"	400	BLACK	8.2	.295"	400	BLACK	8.2	.295"
	340	BLACK	8.9	.300"	340	BLACK	8.9	.300"	340	BLACK	8.9	.300"
	300	BLACK	9.3	.302"	300	BLACK	9.3	.302"	300	BLACK	9.3	.302"
					250	BLACK	10.6	.309"				

					
GT SERIES NOCK BUSHING: 12.5 GR + 5.3 GR	ACCU-LITE INSERT: 12.1 GR	GT SERIES NOCK: 12.2 GR	ACCU-LITE INSERT: 12.1 GR	GT SERIES NOCK: 12.2 GR	ACCU-LITE INSERT: 12.1 GR

STRAIGHTNESS TOLERANCE: +/- .001"	FACTORY 4 FLETCHED	STRAIGHTNESS TOLERANCE: +/- .003"	STRAIGHTNESS TOLERANCE: +/- .006"
WEIGHT TOLERANCE: +/- .5 GR		WEIGHT TOLERANCE: +/- 2 GR	WEIGHT TOLERANCE: +/- 2 GR
AVAILABLE IN 2" VANES & 2.75" FACTORY 4 FLETCHED		AVAILABLE IN 2" VANES	AVAILABLE IN 2" & 4" VANES & 4" FEATHERS



HUNTER PRO ALSO AVAILABLE WITH GT SERIES NOCK 12.2 GR (WITHOUT NOCK BUSHING)

**G E2E PROMISE** VELOCITY PRO  
 «END TO END STRAIGHTNESS»



WILL PRIMOS



# NEED FOR SPEED

Built for speed, the entire family of Velocity arrows ensures you get the most out of the technologically sophisticated speed bows offered by today's leading manufacturers. Offering incredible durability and straightness retention, with less added weight, the Velocity line fulfills your need for speed.







## VELOCITY PRO

## VELOCITY XT


## VELOCITY

ARROW SPECS	VELOCITY PRO				VELOCITY XT				VELOCITY			
	SPINE	COLOR	GPI	OD	SPINE	COLOR	GPI	OD	SPINE	COLOR	GPI	OD
	700	BLACK	5.4	.280"	700	BLACK	5.4	.280"	700	BLACK	5.4	.280"
	600	BLACK	5.9	.283"	600	BLACK	5.9	.283"	600	BLACK	5.9	.283"
	500	BLACK	6.3	.285"	500	BLACK	6.3	.285"	500	BLACK	6.3	.285"
	400	BLACK	7.4	.291"	400	BLACK	7.4	.291"	400	BLACK	7.4	.291"
	340	BLACK	8.2	.296"	340	BLACK	8.2	.296"	340	BLACK	8.2	.296"
	300	BLACK	8.8	.299"	300	BLACK	8.8	.299"	300	BLACK	8.8	.299"
	250	BLACK	9.8	.304"	250	BLACK	9.8	.304"	250	BLACK	9.8	.304"

 GTO NOCK: 5.3 GR NOCK BUSHING: 12.5 GR	 ACCU-LITE INSERT: 12.1 GR	 ACCU-LITE NOCK: 8.3 GR	 ACCU-LITE INSERT: 12.1 GR	 ACCU-LITE NOCK: 8.3 GR	 ACCU-LITE INSERT: 12.1 GR
--	---	--	---	--	---

STRAIGHTNESS TOLERANCE: +/- .001" WEIGHT TOLERANCE: +/- .5 GR AVAILABLE IN 2" VANES & 2.75" FACTORY 4 FLETCHED		STRAIGHTNESS TOLERANCE: +/- .003" WEIGHT TOLERANCE: +/- 2 GR AVAILABLE IN 2" VANES	STRAIGHTNESS TOLERANCE: +/- .006" WEIGHT TOLERANCE: +/- 2 GR AVAILABLE IN 2" VANES
---	---	--	--

**G E2E PROMISE**

« END TO END STRAIGHTNESS »



KYLE SINCLAIR-SMITH




# MAKE YOUR NEXT HUNT A SHOW OF FORCE


Bowhunting is 100% about overall accuracy, penetration at impact, and FORCE™ from Gold Tip® is built to deliver. With an extremely lightweight, high "Front Of Center" design built with a configuration that's easy for any hunter to use, it makes every shot a show of FORCE™.

**FOC** HIGH "FRONT OF CENTER" EXTREMELY LIGHTWEIGHT DESIGN


ARROW SPECS	SPINE	COLOR	GPI	OD
	400	BLACK	7.4	.291"
	340	BLACK	8.2	.296"
	300	BLACK	8.8	.299"
	250	BLACK	9.8	.304"



.246 ACCU-LITE:  
8.3 GR




BRASS:  
100 GR



REGULAR:  
12.1 GR

STRAIGHTNESS TOLERANCE: +/- .001"  
WEIGHT TOLERANCE: +/- .5 GR  
AVAILABLE IN: 2" VANES & 2.75" FACTORY 4 FLETCHED



300 GPI 8.8

SPECIALTY  
HUNTING  
ARROWS



JIMMY PRIMOS




# CUTDOWN™

## READY TO SHOOT... RIGHT OUT OF THE BOX


Cutdown Arrows give stores the benefit of offering Gold Tip quality arrows in convenient, ready to shoot packs at prices that value-driven customers will love. They come in a 4-pack, cut to length and ready to shoot with factory installed inserts and points. So, your bow hunters can grab their length in the quantity they want and head straight to the woods or the range.

### PRE-CUT 27" - 31" FULLY ASSEMBLED ARROWS

ARROW SPECS	SPINE COLOR GPI OD			
	500	BLACK	7.3	.291"
	400	BLACK	8.2	.295"
	340	BLACK	8.9	.300"



GT SERIES NOCK:  
12.2 GR



AL. INSERT

STRAIGHTNESS TOLERANCE: +/- .006"  
WEIGHT TOLERANCE: +/- 2" GRAINS  
AVAILABLE IN 2.1" FUSION AND 2" RAPTOR VANES



JON YOKLEY






DEALER EXCLUSIVE  
**BLACK LABEL QUANTUM**

**STRAIGHTNESS, UNMATCHED TOUGHNESS & MICRO-DIAMETER PENETRATION.**

Gold Tip's Quantum, the newest addition to the Black Label family, is built for freight train penetration, and with the micro-diameter .204 design, it lessens the sideways drift compared to larger-diameter arrows. Add the night renegade graphics, and you have a subtle look matched with Gold Tip's legendary performance. The convergence of laser straightness, unmatched toughness, and micro-diameter penetration, the Black Label Quantum has performance that flat out kills.

ARROW SPECS	SPINE	COLOR	GPI	OD
	400	BLACK	7.0	.2525"
	340	BLACK	7.7	.2570"
	300	BLACK	8.3	.2605"
	250	BLACK	9.3	.2680"

 BALLISTIC COLLAR	 AL. INSERT	 SS INSERT
400 - 16.1 GR	400 - 24.3 GR	400 - 69.3 GR
340 - 15.6 GR	340 - 24.9 GR	340 - 71.0 GR
300 - 14.5 GR	300 - 25.4 GR	300 - 72.4 GR
250 - 18.4 GR	250 - 26.4 GR	250 - 75.3 GR

STRAIGHTNESS TOLERANCE: +/- .0025"  
 WEIGHT TOLERANCE: +/- 2" GR  
 AVAILABLE IN 2.71" FUSION VANES, 2.71" FACTORY 4 FLETCHED, & 2" RAPTOR VANES



DEALER EXCLUSIVE  
**BLACK LABEL**

**STRAIGHTNESS**  
 THAT GOES BEYOND STANDARD,  
 LOOKS THAT GO BEYOND DEADLY.

Gold Tip's Black Label goes beyond straightness standards to go beyond your expectations. Every Black Label is laser-sorted at multiple points along the shaft to assure straightness along the full length, not just the ends. That means accuracy to impress even your most demanding bow hunters. Add renegade graphics to match Gold Tip's legendary toughness and you get an arrow with looks and performance that kill.

ARROW SPECS	SPINE	COLOR	GPI	OD
	400	BLACK/GRAY	8.2	.295"
	340	BLACK/GRAY	8.9	.300"
	300	BLACK/GRAY	9.3	.302"

 GT SERIES NOCK: 12.2 GR	 AL. INSERT
--	--

STRAIGHTNESS TOLERANCE: +/- .0025"  
 WEIGHT TOLERANCE: +/- 2" GR  
 AVAILABLE IN 2.71" FUSION VANES, 2.71" FACTORY 4 FLETCHED, & 2" RAPTOR VANES



MIKE RAY



# MODERN PERFORMANCE WITH A CLASSIC LOOK

Gold Tip's Traditional Classic is built of a heavyweight, small diameter carbon shaft that comes equipped with stainless steel inserts and reinforced Ballistic Collars. The strength and durability, coupled with the look of a custom footed-shaft makes it the perfect choice for any sportsman that demands hard-hitting kinetic energy.

## TRADITIONAL Classic xt

SPINE	COLOR	GPI	OD
600	WOOD GRAIN	9.1	.269"
500	WOOD GRAIN	10.2	.274"
400	WOOD GRAIN	11.3	.282"
340	WOOD GRAIN	12	.287"



STRAIGHTNESS TOLERANCE: +/- .003"  
 WEIGHT TOLERANCE: +/- 2 GR  
 AVAILABLE IN 5" BARRED & SHIELD CUT FEATHERS WITH LEFT HELICAL

## TRADITIONAL Classic

SPINE	COLOR	GPI	OD
600	WOOD GRAIN	9.1	.269"
500	WOOD GRAIN	10.2	.274"
400	WOOD GRAIN	11.3	.282"
340	WOOD GRAIN	12	.287"



STRAIGHTNESS TOLERANCE: +/- .006"  
 WEIGHT TOLERANCE: +/- 2 GR  
 AVAILABLE IN 4" FEATHERS

ARROW SPECS

TRADITIONAL 600 GPI 7.8

TRADITIONAL 600 GPI 7.8



BLAKE FAUSETT







# UP FOR THE CHALLENGE

Gold Tip will never forget the needs of the Traditional shooter and now offers two classic options for the leatherwall addicts out there. The look of a Traditional shaft, with the performance and durability of our all-carbon construction, the Gold Tip Traditionals will help that recurve kick it up a notch and look good doing it.

Gold Tip's spirally-wrapped Twister® is a feather-fletched flu-flu arrow designed to minimize flight distance to ensure arrow recovery when hunting small game or shooting aerial targets. Constructed with a small diameter, thick walled 100% carbon shaft for maximum durability, the Twister Flu-Flu is built to "put 'em down and still be found".

## Traditional XT    Traditional    TWISTER™

ARROW SPECS	Traditional XT				Traditional				TWISTER™			
	SPINE	COLOR	GPI	OD	SPINE	COLOR	GPI	OD	SPINE	COLOR	GPI	OD
	600	WOOD GRAIN	7.8	.295"	600	WOOD GRAIN	7.8	.295"	500	BLACK	7.6	.258"
	500	WOOD GRAIN	8.6	.300"	500	WOOD GRAIN	8.6	.300"	400	BLACK	9.5	.270"
	400	WOOD GRAIN	9.3	.302"	400	WOOD GRAIN	9.3	.302"	300	BLACK	10.4	.274"
	340	WOOD GRAIN	10.5	.308"	340	WOOD GRAIN	10.5	.308"				
			GT SERIES NOCK: 12.2 GR				ACCU-LITE INSERT: 12.1 GR				ACCU-TOUGH NOCK: 11.6 GR	
							ACCU-TOUGH INSERT: 24.8 GR (PRE-INSTALLED)					
	STRAIGHTNESS TOLERANCE: +/- .003" WEIGHT TOLERANCE: +/- 2 GR AVAILABLE IN 5" BARRED & SHIELD CUT FEATHERS WITH LEFT HELICAL				STRAIGHTNESS TOLERANCE: +/- .006" WEIGHT TOLERANCE: +/- 2 GR AVAILABLE IN 4" FEATHERS				STRAIGHTNESS TOLERANCE: +/- .006" WEIGHT TOLERANCE: +/- 2 GR 3.5" SPIRAL FLETCHED FEATHER			

340

400

Traditional

GOLD TIP

GOLD TIP TWISTER 400

TIP

TWISTER™

# YOUTH ARROWS



KEENAN HARRIS



GRACIE FAUSETT



WESTON SMITH

Do not shoot in bows over 30 lbs

GOLD TIP











## START 'EM OUT RIGHT

Gold Tip Youth Arrows are built for the durability, versatility, accuracy and safety demanded by parents, Boy Scout leaders, NASP Instructors, etc. Our lineup of youth arrows gives young archers the chance to shoot to their full potential.

There's nothing more important than starting a youngster out with the confidence only quality equipment can provide. It all starts right here. And Gold Tip's going to make sure they start out safely and correctly.



### FIBERGLASS

ARROW SPECS	LIGHTNING™				FIBERGLASS			
	SPINE	COLOR	GPI	OD	SPINE	COLOR	GPI	OD
	NA	BLACK	NA	NA	NA	BLACK OR PINK	NA	NA
								
	GT SERIES NOCK: 12.2 GR	INSTALLED GLUE-IN POINT: 50 GR			FIBERGLASS GLUE-ON NOCK	FIBERGLASS GLUE-ON NOCK	INSTALLED GLUE-ON POINT: NA	
	28" FULL LENGTH SHAFT FOR USE IN BOWS NOT EXCEEDING 35 LBS IN DRAW WEIGHT				29" FULL LENGTH SHAFT FOR USE IN BOWS NOT EXCEEDING 30 LBS IN DRAW WEIGHT			

PRECISION  
TARGET  
ARROWS

**G E2E PROMISE**

« END TO END STRAIGHTNESS »



NATHAN MCQUEEN

**G**  
GOLD TIP



KYLE DOUGLAS



# SUDDENLY THE WIND ISN'T THE ELEMENT IT USED TO BE

The Pierce Tour is specifically engineered for outstanding performance in field archery conditions where long distances rule and unpredictable winds abound. This micro diameter arrow made with Gold Tip's 100% Pure Carbon Technology resists wind drift and provides unmatched straightness retention. That means accurate shots that work in your favor even when the conditions are not.

**PIERCE**  
TOUR

ARROW SPECS	SPINE	COLOR	GPI	OD
	700	BLACK	5.5	.213"
	600	BLACK	6.2	.219"
	500	BLACK	6.6	.222"
	400	BLACK	7.6	.229"
	340	BLACK	8.3	.234"
	300	BLACK	9.1	.240"
	250	BLACK	9.8	.245"

STRAIGHTNESS TOLERANCE: +/- .001"  
WEIGHT TOLERANCE: +/- .5 GRAINS  
COMPONENTS SOLD SEPARATELY

PIERCE  
GOLD TIP

**E2E PROMISE**

NINE.3 MAX PRO

«END TO END STRAIGHTNESS»



HEATHER CUCHIARA



# MAX DIAMETER MEETS MAX DURABILITY

The Nine.3 Max Plus and Nine.3 Max Pro are the perfect answers to the demand for an arrow that pushes the maximum allowable diameter for Indoor World Archery/FITA events. And thanks to Gold Tip's legendary 100% Smart Carbon® Technology, they maintain pinpoint accuracy shot after shot in the arrow wrecking stramit targets so common at these events. It's diameter and durability taken to the max!

**NINE.3  
MAX PRO**

**NINE.3  
MAX PLUS**

ARROW SPECS	NINE.3 MAX PRO				NINE.3 MAX PLUS			
	SPINE	COLOR	GPI	OD	SPINE	COLOR	GPI	OD
	250	BLACK	8.3	.365" (9.3mm)	250	BLACK	8.3	.365" (9.3mm)
	STRAIGHTNESS TOLERANCE: +/- .001" WEIGHT TOLERANCE: +/- .5 GR COMPONENTS SOLD SEPARATELY				STRAIGHTNESS TOLERANCE: +/- .0025" WEIGHT TOLERANCE: +/- .5 GR COMPONENTS SOLD SEPARATELY			

NINE.3 MAX PRO GOLD TIP

**G E2E PROMISE**

SERIES 22 PRO & X-CUTTER PRO

«END TO END STRAIGHTNESS»



TIM GILLINGHAM

**G**  
GOLD TIP



## HIGHER PERFORMANCE FOR LIGHTER DRAWS & LOWER LENGTHS

With the Series 22 Plus and Series 22 Pro, shooters with lighter draw weights or lower draw lengths can still get up to speed and score big. Built with Gold Tip's Smart Carbon® Technology and at only 7.3 grains per inch, the Series 22 has become one of the most popular lightweight 3D shafts on the circuit.

**SERIES 22 PRO**

**SERIES 22+**

SPES	SERIES 22 PRO				SERIES 22+			
	SPINE	COLOR	GPI	OD	SPINE	COLOR	GPI	OD
	300	BLACK	7.3	.338"	300	BLACK	7.3	.338"
	STRAIGHTNESS TOLERANCE: +/- .001"				STRAIGHTNESS TOLERANCE: +/- .0025"			
	WEIGHT TOLERANCE: +/- .5 GR				WEIGHT TOLERANCE: +/- .5 GR			
	COMPONENTS SOLD SEPARATELY				COMPONENTS SOLD SEPARATELY			

## FAT SHAFT FAVORITE LIGHTWEIGHT CONSTRUCTION

There's a reason the X-Cutter has become the most popular shaft in 3D archery as a perennial podium powerhouse. With exacting tolerances down to +/- .001 straightness and just 7.8 GPI, shooters get line-cutting performance without added weight. In both Plus and Pro grades, the X-Cutter is unmatched in delivering durability and straightness retention for speed, accuracy and consistency shot after shot.

**X-CUTTER PRO**

**X-CUTTER PLUS**

SPES	X-CUTTER PRO				X-CUTTER PLUS			
	SPINE	COLOR	GPI	OD	SPINE	COLOR	GPI	OD
	250	BLACK	7.8	.380"	250	BLACK	7.8	.380"
	STRAIGHTNESS TOLERANCE: +/- .001"				STRAIGHTNESS TOLERANCE: +/- .0025"			
	WEIGHT TOLERANCE: +/- .5 GR				WEIGHT TOLERANCE: +/- .5 GR			
	COMPONENTS SOLD SEPARATELY				COMPONENTS SOLD SEPARATELY			

**G E2E PROMISE**

30X PRO & TRIPLE X PRO

«END TO END STRAIGHTNESS»



**G**  
GOLD TIP



KYLE DOUGLAS



# SNAG 3D SCORING RINGS

Favored among 3D and indoor shooters alike, the 30X Plus and 30X Pro feature a .399 diameter for line-cutting performance of a large shaft without sacrificing speed. Engineered with Gold Tip's Smart Carbon® Technology and a stiffer .200 spine, every 30X is big enough and tough enough to handle the fastest bows and keep you hitting the scoring ring when you need it most.



SPCS	30X PRO				30X PLUS			
	SPINE	COLOR	GPI	OD	SPINE	COLOR	GPI	OD
	150	BLACK	8.5	.399"	150	BLACK	8.5	.399"
	STRAIGHTNESS TOLERANCE: +/- .001"				STRAIGHTNESS TOLERANCE: +/- .0025"			
	WEIGHT TOLERANCE: +/- .5 GR				WEIGHT TOLERANCE: +/- .5 GR			
	COMPONENTS SOLD SEPARATELY				COMPONENTS SOLD SEPARATELY			

# ANYTHING ELSE IN VEGAS IS A GAMBLE

Precise enough to shoot 900s and big and stiff enough to handle the fastest bows, The Triple X Plus and Triple X Pro are among the only sure bets in Vegas. At .421" it's our largest diameter. With an incredibly durable and tough .100 spine and tolerances as tight as +/- .001 (Pro), you get the exceptional level of straightness retention and accuracy you need to get you to the next level on the podium.



SPCS	TRIPLE X PRO				TRIPLE X PLUS			
	SPINE	COLOR	GPI	OD	SPINE	COLOR	GPI	OD
	100	BLACK	9.3	.421"	100	BLACK	9.3	.421"
	STRAIGHTNESS TOLERANCE: +/- .001"				STRAIGHTNESS TOLERANCE: +/- .0025"			
	WEIGHT TOLERANCE: +/- .5 GR				WEIGHT TOLERANCE: +/- .5 GR			
	COMPONENTS SOLD SEPARATELY				COMPONENTS SOLD SEPARATELY			

# CROSSBOW BOLTS

CROSSBOW BOLTS

	BETTER	BEST
BLISTERING SPEED:	<b>SWIFT</b>	<b>SWIFT PRO</b>
BALANCED PERFORMANCE:	<b>BALLISTIC</b>	<b>BALLISTIC PRO</b> <b>SUPERFLY PRO</b>
KNOCKDOWN ENERGY:	<b>NITRO</b>	<b>NITRO PRO</b>

## BOLT SELECTION PAIRINGS CROSSBOW POUNDAGE

100 - 150 LBS SWIFT	175 LBS+ SUPERFLY	150 - 175 LBS BALLISTIC	175 LBS+ NITRO
20" SHAFT - 3.5" VANE 394 GR	20" SHAFT - 2.75" VANE 436 GR	20" SHAFT - 3.5" VANE 414 GR	20" SHAFT - 3.5" VANE 486 GR
20" SHAFT - 4" VANE 398 GR	20" SHAFT - 3.5" VANE 440 GR	20" SHAFT - 4" VANE 418 GR	20" SHAFT - 4" VANE 490 GR
22" SHAFT - 3.5" VANE 409 GR	22" SHAFT - 2.75" VANE 454 GR	22" SHAFT - 3.5" VANE 431 GR	22" SHAFT - 3.5" VANE 514 GR
22" SHAFT - 4" VANE 413 GR	22" SHAFT - 3.5" VANE 458 GR	22" SHAFT - 4" VANE 435 GR	22" SHAFT - 4" VANE 518 GR

\* FINISHED BOLT WEIGHTS WITH 100 GR POINT

\*\* REFER TO YOUR CROSSBOW MANUFACTURER'S MINIMUM BOLT WEIGHT REQUIREMENTS TO ENSURE SAFE SHOOTING. SHOOTING A BOLT THAT IS TOO LIGHT FOR YOUR POUNDAGE CAN CAUSE INACCURACY.



"From the first few shots I knew the SuperFLY bolts were something special. They are by far the most accurate and consistent crossbow bolts I've ever used. Even outta my high speed crossbows they are unbelievably accurate, and easy to tune. I won't shoot anything else."  
KYLE McCLAIN

JIMMY PRIMOS



## BLISTERING SPEED

Available in 20" or 22" lengths and with multiple nocking options, the Swift is as versatile as it is consistent. The Swift Pro Series features a .001" straightness tolerance and industry leading weight tolerances, providing unmatched overall performance for the most discerning crossbow archers.

**SWIFT PRO**

**SWIFT**

BOLT SPECS	SWIFT PRO				SWIFT			
	NA	BLACK	GPI	OD	NA	BLACK	GPI	OD
			7.3	.338"			7.3	.338"
	GT HALF-MOON NOCK: 17 GR	GT SERIES FLAT NOCK: 11 GR	BRASS INSERT: 110 GR		GT HALF-MOON NOCK: 17 GR	GT SERIES FLAT NOCK: 11 GR	BRASS INSERT: 110 GR	
	STRAIGHTNESS TOLERANCE: +/- .001" WEIGHT TOLERANCE: +/- .5 GR WEIGHT: 394 GR - 413 GR* LENGTH: 22" *WHEN USED WITH 100 GR FIELD POINT				STRAIGHTNESS TOLERANCE: +/- .005" WEIGHT TOLERANCE: +/- 2 GR WEIGHT: 394 GR - 413 GR* LENGTH: 20" & 22" *WHEN USED WITH 100 GR FIELD POINT			

## SUPER ACCURATE

The Gold Tip SuperFLY PRO crossbow bolt is built to convert the powerful energy generated by high performance crossbows into more accurate shots where it matters most... your target. Designed with high modulus carbon and a super-stiff spine, the SuperFLY PRO gives you the long-range accuracy your crossbow was built to deliver!

**SUPERFLY PRO**

BOLT SPECS	SUPERFLY PRO			
	NA	BLACK	GPI	OD
			8.5	.343"
	GT HALF-MOON NOCK: 17 GR	GT SERIES FLAT NOCK: 11 GR	BRASS INSERT: 110 GR	
	STRAIGHTNESS TOLERANCE: +/- .001" WEIGHT TOLERANCE: +/- .5 GR WEIGHT: 436 GR - 458 GR* LENGTH: 20" & 22" *WHEN USED WITH 100 GR FIELD POINT			

396 SWIFT PRO

SUPERFLY



DALLAS HEYMEYER



## BALANCED PERFORMANCE

The Gold Tip Ballistic bolt is built to a weight that falls in between the Swift and the Nitro bolt offerings, creating another option for crossbow shooters who are looking for optimal performance. Ballistic, as well as the .001" straightness tolerance Ballistic Pro, feature Gold Tip's 100% carbon technology for unmatched durability and straightness retention.

## KNOCK DOWN ENERGY

Gold Tip's Nitro bolt has been designed to keep up with today's fastest and most powerful crossbows. The Nitro features the same versatility as the Swift and Ballistic, but in a heavier weight and stiffer spine to increase kinetic energy and withstand the rigors of today's high performance crossbows. Also available is the Nitro Pro, which brings all the toughness and durability of the standard Nitro with a .001" straightness tolerance.

### BALLISTIC PRO

### BALLISTIC

BOLT SPECS	BALLISTIC PRO				BALLISTIC			
	SPINE	COLOR	GPI	OD	SPINE	COLOR	GPI	OD
	NA	BLACK	8.5	.343"	NA	BLACK	8.5	.343"
	GT HALF-MOON NOCK: 17 GR	GT SERIES FLAT NOCK: 11 GR	BRASS INSERT: 110 GR		GT HALF-MOON NOCK: 17 GR	GT SERIES FLAT NOCK: 11 GR	BRASS INSERT: 110 GR	
	STRAIGHTNESS TOLERANCE: +/- .001" WEIGHT TOLERANCE: +/- .5 GR WEIGHT: 414 GR - 435 GR* LENGTH: 22" *WHEN USED WITH 100 GR FIELD POINT				STRAIGHTNESS TOLERANCE: +/- .005" WEIGHT TOLERANCE: +/- 2 GR WEIGHT: 414 GR - 435 GR* LENGTH: 20" & 22" *WHEN USED WITH 100 GR FIELD POINT			

### NITRO PRO

### NITRO

BOLT SPECS	NITRO PRO				NITRO			
	SPINE	COLOR	GPI	OD	SPINE	COLOR	GPI	OD
	NA	BLACK	13.9	.347"	NA	BLACK	13.9	.347"
	GT HALF-MOON NOCK: 25 GR	GT SERIES FLAT NOCK: 25 GR	BRASS INSERT: 60 GR		GT HALF-MOON NOCK: 25 GR	GT SERIES FLAT NOCK: 25 GR	BRASS INSERT: 60 GR	
	STRAIGHTNESS TOLERANCE: +/- .001" WEIGHT TOLERANCE: +/- .5 GR WEIGHT: 486 GR - 518 GR* LENGTH: 20" *WHEN USED WITH 100 GR FIELD POINT				STRAIGHTNESS TOLERANCE: +/- .005" WEIGHT TOLERANCE: +/- 2 GR WEIGHT: 486 GR - 518 GR* LENGTH: 22" *WHEN USED WITH 100 GR FIELD POINT			

425 BALLISTIC PRO

500 NITRO PRO

# ARROW COMPONENTS

NOCKS



.246 GT SERIES:  
12.2 GR



.246 ACCU-LITE:  
8.3 GR



.204 ACCU-TOUGH:  
11.6 GR



.166 GTO NOCKS: 5.3 GR




HD PIN: 6.1 GR



MINI HD PIN:  
3.5 GR



NOCK  
WRENCH



SWIFT/BALLISTIC HALF-MOON:  
17 GR



SWIFT/BALLISTIC FLAT:  
11 GR



SWIFT/BALLISTIC ALUMINUM MOON:  
25 GR



SWIFT/BALLISTIC ALUMINUM FLAT:  
25 GR




NITRO ALUMINUM MOON:  
25 GR



NITRO ALUMINUM FLAT:  
25 GR

BUSHINGS



PIERCE (.166)

AIRSTRIKE (.204)

KINETIC (.204)

.246



SERIES 22

NINE.3 MAX

X CUTTER

30X



.246

.246 ACCU-LITE

TRIPLE X



TIP GRIP  
10 GRAM

TIP GRIP  
20 GRAM

GREAT FOR INSERTS  
AND VANES



SERIES 22



X CUTTER





30X



SUPERFLY, SWIFT & BALLISTIC

NITRO


INSERTS



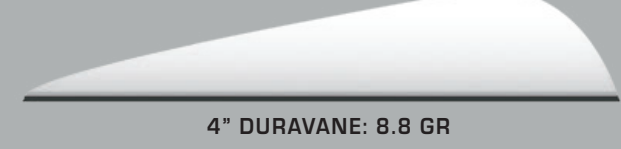
ALL POINTS AND INSERTS ARE DESIGNED TO ACCEPT GOLD TIP'S F.A.C.T. SYSTEM, ALLOWING YOU TO CUSTOMIZE YOUR ARROWS FRONT OF CENTER BALANCE (FOC).

VANES

AVAILABLE VANE COLORS



2" RAPT-X™ VANE: 7 GR



4" DURAVANE: 8.8 GR



2.1" FUSION X VANE: 7GR



2.75" FUSION X VANE: 8.5 GR

F.A.C.T. SYSTEM

WEIGHT WRENCH STANDARD OR PIERCE SIZES

WEIGHT MODULES



INSERTS

KAOS / KINETIC



24.8 GR 500 SPINE  
24.8 GR 340-400 SPINE  
24.8 GR 300 SPINE  
24.8 GR 200 SPINE

AIRSTRIKE / BLACK LABEL QUANTUM



AL INSERT 400 SPINE 24.3 GR  
340 SPINE 24.9 GR  
300 SPINE 25.4 GR  
250 SPINE 26.4 GR  
SS INSERT 400 SPINE 69.3 GR  
340 SPINE 71.0 GR  
300 SPINE 72.4 GR  
250 SPINE 75.3 GR


TRADITIONAL CLASSIC (STAINLESS STEEL)



72 GR 600 SPINE  
75 GR 500 SPINE  
78 GR 400 SPINE  
80 GR 340 SPINE

BALLISTIC COLLARS

KAOS / KINETIC OPTIONAL SPINE SPECIFIC COLLARS



14.5 GR 500 SPINE  
12.8 GR 340-400 SPINE  
10.4 GR 300 SPINE  
15.5 GR 200 SPINE

AIRSTRIKE



15.5 GR 400 SPINE  
14.6 GR 340 SPINE  
13.6 GR 300 SPINE  
19.0 GR 250 SPINE

BLACK LABEL QUANTUM



15.5 GR 400 SPINE  
14.6 GR 340 SPINE  
13.6 GR 300 SPINE  
19.0 GR 250 SPINE

TRADITIONAL CLASSIC OPTIONAL SPINE SPECIFIC COLLARS



11.1 GR 600 SPINE  
9.2 GR 500 SPINE  
15 GR 400 SPINE  
13.9 GR 340 SPINE

POINTS

PIERCE



ALUMINUM: 19.5 GR  
MUST USE SPINE SPECIFIC COLLAR

LRT/PIERCE



TITANIUM: 58 GR  
MUST USE SPINE SPECIFIC COLLAR

LRT/PIERCE



ALUMINUM: 40.2 GR  
MUST USE SPINE SPECIFIC COLLAR

LRT/PIERCE (STAINLESS STEEL)




12 GR 500 SPINE  
12 GR 400 SPINE  
12 GR 340 SPINE  
11.6 GR 300 SPINE  
11.2 GR 250 SPINE

EZ PULL THREADED FIELD POINTS




.204 (9/32")

85 GR 100 GR 125 GR



.246 (5/16")

85 GR 100 GR 125 GR



SERIES 22 (11/32)

100 GR 125 GR

ACCU-POINTS (HARDENED STEEL GLUE-IN)



# APPAREL

TO SEE THE FULL LINE OF GOLD TIP APPAREL VISIT [GOLDTIP.COM](http://GOLDTIP.COM)



GT HOODIE



GT SHOOTER JERSEY



GT T-SHIRTS



GT HATS



ARROW TUBE

EXTRAS

COMPOUND BOW / IBO SPEED 315- (FPS)											
DRAW WEIGHT	POINT WEIGHT (GRAINS)			ARROW LENGTH (INCHES)							
	100	125	150	25"	26"	27"	28"	29"	30"	31"	32"
30-34				700	600	600	600	500	500	500	400
35-39	30-34			600	600	600	500	500	500	400	400
40-44	35-39	30-34		600	600	500	500	500	400	400	400
45-49	40-44	35-39		600	500	500	500	400	400	400	340
50-54	45-49	40-44		500	500	500	400	400	400	340	340
55-59	50-54	45-49		500	500	400	400	400	340	340	300
60-64	55-59	50-54		500	400	400	400	340	340	300	300
65-69	60-64	55-59		400	400	400	340	340	300	300	300
70-74	65-69	60-64		400	400	340	340	300	300	300	250
75-79	70-74	65-69		400	340	340	300	300	300	250	250
80-84	75-79	70-74		340	340	300	300	250	250	250	200
	80-84	75-79		300	300	300	300	250	250	200	200
		80-84		300	300	300	250	250	200	200	200

COMPOUND BOW / IBO SPEED 315+ (FPS)											
DRAW WEIGHT	POINT WEIGHT (GRAINS)			ARROW LENGTH (INCHES)							
	100	125	150	25"	26"	27"	28"	29"	30"	31"	32"
30-34				700	600	600	500	500	500	400	400
35-39	30-34			600	600	600	500	500	400	400	400
40-44	35-39	30-34		600	500	500	500	400	400	400	340
45-49	40-44	35-39		500	500	500	400	400	400	340	340
50-54	45-49	40-44		500	500	400	400	400	340	340	300
55-59	50-54	45-49		500	400	400	400	340	340	300	300
60-64	55-59	50-54		400	400	400	340	340	300	300	300
65-69	60-64	55-59		400	400	340	340	300	300	300	250
70-74	65-69	60-64		400	340	340	300	300	300	250	250
75-79	70-74	65-69		340	340	300	300	300	250	250	200
80-84	75-79	70-74		340	300	300	300	250	250	200	200
	80-84	75-79		300	300	300	250	250	200	200	200
		80-84		300	300	250	250	200	200	200	150

RECURVE BOW											
DRAW WEIGHT	POINT WEIGHT (GRAINS)			ARROW LENGTH (INCHES)							
	100	125	150	25"	26"	27"	28"	29"	30"	31"	32"
30-34	30-34			700	600	600	600	500	500	500	400
35-39	35-39	30-34		600	600	600	500	500	500	400	400
40-44	40-44	35-39		600	600	500	500	500	400	400	400
45-49	45-49	40-44		600	500	500	500	400	400	400	340
50-54	50-54	45-49		500	500	500	400	400	400	340	340
55-59	55-59	50-54		500	500	400	400	400	340	340	340
60-64	60-64	55-59		500	400	400	400	340	340	340	300
65-69	65-69	60-64		400	400	400	340	340	340	300	300
70-74	70-74	65-69		400	400	340	340	340	300	300	300
75-79	75-79	70-74		400	340	340	340	300	300	300	250
		75-79		340	340	300	300	250	250	250	250

### INSTALLING INSERTS

- Read Warning and First Aid instructions on Tip Grip bottle before use.
- Wear safety glasses.
- Do not handle inserts by gluing surfaces. Doing so may lead to improper adhesion. Disposable gloves are recommended.
- Use TIP GRIP adhesive to install inserts. Do not use hot glue on carbon arrows.
- Clean inside of shaft to a depth of 1 inch with clean water on a cotton swab to remove debris. Allow to dry.
- Apply TIP GRIP adhesive to insert using three generous lines evenly spread length wise along the flats of the insert.
- Install insert into shaft and rotate slowly one full turn.
- With a clean cloth wipe off any excess glue from the shaft and insert.
- Allow 24 hours for adhesive to cure before shooting. Shooting before adhesive has fully cured could result in the loss of inserts. TIP FROM THE PROS: A field point can be used as a handle to help with the installation of an insert. For more information visit [goldtip.com](http://goldtip.com)

### INSTALLING NOCKS

Gold Tip GT Series, Accu-lite, and Accu-Tough Nocks are designed to fit without the use of adhesive. Press the nock into the shaft until fully seated and rotate to get correct vane orientation. Gold Tip Pin Nocks and HD Pin Nocks are designed to fit over a pin nock bushing without adhesive. After following the instructions for installing a Gold Tip pin nock bushing (see below), simply press the nock onto the pin until fully seated and rotate to get correct vane orientation. Gold Tip Pin Nock Bushings are used with a pin nock or HD pin nock. The bushings can be glued in using TIP GRIP adhesive or pressed in using plastic or Teflon tape. TIP FROM THE PROS: Instead of using glue, press your pin nock bushing into the shaft through a piece of plastic grocery bag, or wrap the bushing with Teflon tape prior to pressing it in the shaft. This will allow the bushing to fit tightly without rotating and at the

### ARROW SELECTION CHARTS

Arrow length is measured from the throat of the nock to the end of the insert. If you are shooting a longer broadhead than field point, you may want to choose a stiffer shaft.

### IMPORTANT: PLEASE READ

\*Point Weight = The total combined weight of point, insert, Ballistic Collar and FACT weight.  
 Step 1: Find your draw and point weight in the chart.  
 Step 2: Determine the length of your arrow by measuring from the throat of the nock to the end of the insert.  
 Step 3: Find the group number in the shaft selection chart.  
 Step 4: Find your appropriate spine selection for your bow and use the detail arrow specs chart on the next page to see which shafts are available in your spine. Arrow length is measured from the throat of the nock to the end of the insert. If you are shooting a longer broadhead than field point, you may want to choose a slightly stiffer shaft.

### COMPOUND BOWS - WITH FINGER RELEASE

When shooting finger release, start by selecting an arrow 2 boxes to the weaker side (to the left). Start with the arrow 1" longer than you selected and cut it down 1/4" at a time until you have a perfectly tuned shaft using the bare shaft tuning method outlined in this catalog and at [goldtip.com](http://goldtip.com).

### TRADITIONAL RECOMMENDATIONS

1. If you are shooting a recurve/longbow, first establish the draw weight of the bow at the length you draw it to. This is done by bringing the bow to full draw and having a friend mark the arrow where it meets the outside of the riser.
2. For either bow, start with the arrow at least 1" longer than your finished arrow and cut the shaft down 1/4" at a time until you establish a perfect tune using the shaft tuning guide outlined in this catalog and at [goldtip.com](http://goldtip.com). You can use the Gold Tip weight system to fine tune the spine reaction and increase the mass weight of the arrow.

### ARROW ASSEMBLY

Gold Tip arrows are not only the best performing arrows on the market, they are also the most user-friendly. With proper care and adhering to the instructions below you will find Gold Tip shafts quick and easy to assemble.

### ARROW CUTTING

Use only a high speed, abrasive wheel cutoff saw, designed for cutting arrow shafts. Other methods could result in damage to the shaft. It is recommended that your arrow shaft be cut at least one inch in front of the arrow rest at full draw. If cut too short, they can be drawn past the arrow rest resulting in the arrow falling from the string, jamming, or causing damage to the arrow or bow, and could lead to personal injury. TIP FROM THE PROS: Cut arrow shafts on both ends to improve straightness. Straightness flaws in carbon arrows are typically found on the ends.

same time, it will allow you to replace the bushing in the event it becomes damaged. If the pin is damaged after being glued in it is very difficult and sometimes not possible to remove the damaged pin without damaging the shaft.

### SAFETY INFORMATION

**OVERDRAW WARNING:** THE USE OF AN OVERDRAW THAT ALLOWS A SHOOTER TO DRAW THE POINT OF THE ARROW PAST THE SHELF OF THE BOW SIGNIFICANTLY INCREASES THE RISK OF INJURY TO THE SHOOTER. When using a bow equipped with an overdraw the arrow should always be cut to a minimum of one inch in front of the arrow rest at full draw. Selecting the correct arrow length is the responsibility of the shooter and failure to do so could result in severe injury, and/or damage to shooting equipment.

**ARROW REST WARNING:** Before shooting any Gold Tip arrows it is extremely important to inspect the arrow rest to ensure that it is properly adjusted to fit the diameter of the arrow shaft being used. FAILURE TO PROPERLY ADJUST THE ARROW REST SIGNIFICANTLY INCREASES THE RISK OF INJURY TO THE SHOOTER AND DAMAGE TO SHOOTING EQUIPMENT. Incorrect adjustment of the arrow rest may cause the arrow to fall from the arrow rest and/or get jammed in the bow which could result in injury to the shooter or bystanders, and damage to shooting equipment. ALWAYS MAKE CERTAIN THAT THE ARROW REST IS PROPERLY ADJUSTED BY A QUALIFIED INDIVIDUAL BEFORE SHOOTING.

**ARROW INSPECTION WARNING:** INSPECT EACH ARROW FOR DAMAGE PRIOR TO EVERY SHOT. Proper care of carbon arrows can ensure years of quality performance. However, shafts can be damaged. To inspect an arrow, grasp it on both ends and flex it away from yourself and others while visibly and audibly checking for splinters, cracks or nicks. Rotate and repeat this inspection process four to five times around the entire circumference of the shaft. If you find an arrow to be damaged in any way discard it immediately. SHOOTING DAMAGED CARBON ARROWS CAN RESULT IN ARROW FAILURE AND POSSIBLE INJURY.

HUNTING											
SHAFT/SPINE	(+/-0.001)	(+/-0.0025)	(+/-0.003)	(+/-0.006)	FINISH	GPI	LENGTH	O.D.(IN)	O.D.(MM)	I.D.(IN)	I.D.(MM)
HUNTER 500	•		•	•	BLACK	7.3	30"	.291	7.39	.246	6.25
HUNTER 400	•		•	•	BLACK	8.2	32"	.295	7.49	.246	6.25
HUNTER 340	•		•	•	BLACK	8.9	32"	.300	7.62	.246	6.25
HUNTER 300	•		•	•	BLACK	9.3	32"	.302	7.67	.246	6.25
HUNTER 250			•		BLACK	10.6	32"	.309	7.84	.246	6.25
FORCE 400	•				BLACK	7.4	30"	.291	7.39	.246	6.25
FORCE 340	•				BLACK	8.2	30"	.296	7.51	.246	6.25
FORCE 300	•				BLACK	8.8	32"	.299	7.60	.246	6.25
FORCE 250	•				BLACK	9.8	32"	.304	7.72	.246	6.25
VELOCITY 700	•		•	•	BLACK	5.4	30"	.280	7.11	.246	6.25
VELOCITY 600	•		•	•	BLACK	5.9	30"	.283	7.19	.246	6.25
VELOCITY 500	•		•	•	BLACK	6.3	30"	.285	7.24	.246	6.25
VELOCITY 400	•		•	•	BLACK	7.4	32"	.291	7.39	.246	6.25
VELOCITY 340	•		•	•	BLACK	8.2	32"	.296	7.51	.246	6.25
VELOCITY 300	•		•	•	BLACK	8.8	32"	.299	7.60	.246	6.25
VELOCITY 250	•		•	•	BLACK	9.8	32"	.304	7.60	.246	6.25
PIERCE 500		•		•	BLACK	6.6	30"	.222	5.63	.166	4.22
PIERCE 400		•		•	BLACK	7.5	32"	.229	5.81	.166	4.22
PIERCE 340		•		•	BLACK	8.3	32"	.234	5.94	.166	4.22
PIERCE 300		•		•	BLACK	9.1	32"	.240	6.09	.166	4.22
PIERCE 250		•		•	BLACK	9.8	32"	.245	6.22	.166	4.22
KINETIC 500		•		•	BLACK	7.6	30"	.258	6.55	.204	5.18
KINETIC 400		•		•	BLACK	9.5	32"	.270	6.85	.204	5.18
KINETIC 340		•		•	BLACK	9.9	32"	.272	6.90	.204	5.18
KINETIC 300		•		•	BLACK	10.4	32"	.274	6.96	.204	5.18
KINETIC 200		•		•	BLACK	11.6	32"	.282	7.16	.204	5.18
AIRSTRIKE 400	•				SLICK SHIELD™ / GRAY	7.2	32"	.254	6.45	.204	5.18
AIRSTRIKE 340	•				SLICK SHIELD™ / GRAY	7.8	32"	.258	6.55	.204	5.18
AIRSTRIKE 300	•				SLICK SHIELD™ / GRAY	8.5	32"	.262	6.65	.204	5.18
AIRSTRIKE 250	•				SLICK SHIELD™ / GRAY	9.6	32"	.269	6.83	.204	5.18
CUTDOWN 500					BLACK	7.3	26" - 31"	.291	7.39	.246	6.25
CUTDOWN 400					BLACK	8.2	26" - 31"	.295	7.49	.246	6.25
CUTDOWN 340					BLACK	8.9	26" - 31"	.300	7.62	.246	6.25
BLACK LABEL 400		•			BLACK / GRAY	8.2	32"	.295	7.49	.246	6.25
BLACK LABEL 340		•			BLACK / GRAY	8.9	32"	.300	7.62	.246	6.25
BLACK LABEL 300		•			BLACK / GRAY	9.3	32"	.302	7.67	.246	6.25
BLACK LABEL QUANTUM 400		•			BLACK / BLACK	7.0	32"	.2525	6.41	.204	5.18
BLACK LABEL QUANTUM 340		•			BLACK / BLACK	7.7	32"	.2570	6.52	.204	5.18
BLACK LABEL QUANTUM 300		•			BLACK / BLACK	8.3	32"	.2605	6.62	.204	5.18
BLACK LABEL QUANTUM 250		•			BLACK / BLACK	9.3	32"	.2680	6.81	.204	5.18
TED NUGENT 500				•	WHITE / PINK	8.4	30"	.297	7.54	.246	6.25
TED NUGENT 400				•	WHITE / PINK	9.3	32"	.301	7.63	.246	6.25
TED NUGENT 300				•	WHITE	10.8	32"	.313	7.95	.246	6.25
TRADITIONAL CLASSIC 600			•	•	WOOD GRAIN	9.1	32"	.220	6.86	.204	5.18
TRADITIONAL CLASSIC 500			•	•	WOOD GRAIN	10.2	32"	.276	7.01	.204	5.18
TRADITIONAL CLASSIC 400			•	•	WOOD GRAIN	11.2	32"	.282	7.16	.204	5.18
TRADITIONAL CLASSIC 340			•	•	WOOD GRAIN	12	32"	.286	7.26	.204	5.18
TRADITIONAL 600			•	•	WOOD GRAIN	7.8	30"	.295	7.49	.246	6.25
TRADITIONAL 500			•	•	WOOD GRAIN	8.6	32"	.300	7.62	.246	6.25
TRADITIONAL 400			•	•	WOOD GRAIN	9.3	32"	.302	7.67	.246	6.25
TRADITIONAL 340			•	•	WOOD GRAIN	10.5	32"	.308	7.82	.246	6.25

HUNTING											
SHAFT/SPINE	(+/-0.001)	(+/-0.0025)	(+/-0.003)	(+/-0.006)	FINISH	GPI	LENGTH	O.D.(IN)	O.D.(MM)	I.D.(IN)	I.D.(MM)
TWISTER 500					BLACK	7.6	30"	.258	6.55	.204	5.18
TWISTER 400					BLACK	9.5	30"	.270	6.85	.204	5.18
TWISTER 300					BLACK	10.4	30"	.274	6.96	.204	5.18
LIGHTNING YOUTH					BLACK	N/A	28"	N/A	N/A	.246	6.25
FIBERGLASS YOUTH					BLACK OR PINK	N/A	29"	N/A	N/A	N/A	N/A
TARGET											
SHAFT/SPINE	(+/-0.001)	(+/-0.0025)	(+/-0.003)	(+/-0.006)	FINISH	GPI	LENGTH	O.D.(IN)	O.D.(MM)	I.D.(IN)	O.D.(MM)
TOUR 700	•				BLACK	5.5	30"	.213	5.41	.166	4.22
TOUR 600	•				BLACK	6.2	30"	.219	5.56	.166	4.22
TOUR 500	•				BLACK	6.6	30"	.222	5.64	.166	4.22
TOUR 400	•				BLACK	7.6	32"	.229	5.82	.166	4.22
TOUR 340	•				BLACK	8.3	32"	.234	5.94	.166	4.22
TOUR 300	•				BLACK	9.1	32"	.240	6.10	.166	4.22
TOUR 250	•				BLACK	9.8	32"	.245	6.22	.166	4.22
VELOCITY 700	•		•	•	BLACK	5.4	30"	.280	7.11	.246	6.25
VELOCITY 600	•		•	•	BLACK	5.9	30"	.283	7.19	.246	6.25
VELOCITY 500	•		•	•	BLACK	6.3	30"	.285	7.24	.246	6.25
VELOCITY 400	•		•	•	BLACK	7.4	32"	.291	7.39	.246	6.25
VELOCITY 340	•		•	•	BLACK	8.2	32"	.296	7.51	.246	6.25
VELOCITY 300	•		•	•	BLACK	8.8	32"	.299	7.60	.246	6.25
VELOCITY 250	•		•	•	BLACK	9.8	32"	.304	7.60	.246	6.25
NINE.3 MAX	•	•			BLACK	8.3	32"	.365	9.30	.325	8.26
SERIES 22	•	•			BLACK	7.3	32"	.338	8.59	.300	7.62
X-CUTTER	•	•			BLACK	7.8	32"	.380	9.65	.345	8.76
30X	•	•			BLACK	8.5	32"	.399	10.12	.360	9.14
TRIPLE X	•	•			BLACK	9.3	32"	.421	10.68	.383	9.73
CROSSBOW											
SHAFT/SPINE	(+/-0.001)	(+/-0.003)	(+/-0.005)	(+/-0.006)	FINISH	GPI	LENGTH	O.D.(IN)	O.D.(MM)	I.D.(IN)	O.D.(MM)
SWIFT	•		•		BLACK	7.3	20" OR 22"	.338	8.59	.300	7.62
SUPERFLY PRO	•		•		BLACK	8.5	20" OR 22"	.338	8.59	.300	7.62
BALLISTIC	•		•		BLACK	8.5	20" OR 22"	.343	8.71	.300	7.62
NITRO	•		•		BLACK	13.9	20" OR 22"	.347	8.81	.272	6.91

## BROADHEAD TUNING

### THINGS TO CONSIDER:

- The more blade surface a broadhead has, the more steering ability it will have. For this reason fixed blade broadheads with large cutting diameters tend to be slightly more difficult to tune.
- Although mechanical broadheads tend to have fewer tuning issues than fixed blade heads, they still need to be properly aligned and their point of impact needs to be verified prior to hunting.
- Gold Tip recommends test shooting any style of broadheads for accuracy prior to hunting.

### STEP 1: BOW TUNING

In order to achieve good accuracy with broadheads, it is imperative that your bow be properly tuned. Consult our tuning instructions above and, if needed, consult a technician at your local pro shop for help with bow tuning.

### STEP 2: BROADHEAD ALIGNMENT

When a broadhead is installed into an arrow shaft, it is common for the broadhead to seat incorrectly on the insert. This will cause misalignment of the broadhead in relation to the arrow and will cause the broadhead to wobble when spun. In order to achieve good accuracy, the broadhead must be centered on the insert in order to spin true on the shaft. To do this, follow the steps below:

- 1) Using an arrow spinner (like the Pine Ridge Arrow Inspector) place the point of the broadhead against a cardboard box. As you spin the arrow, the point will make a circle if it is not properly aligned. If the broadhead is properly aligned it will not appear to move and no additional steps are needed. (see figure #1)
- 2) If the point does make a circle, rotate the point to its uppermost point of movement and mark the point with a felt pen at that point. (see figure #2)
- 3) Rotate the arrow 180 degrees from that point and simply apply pressure to the point of the head on a hard surface. The goal of this is to push the broadhead into alignment with the insert. (see figure #3)
- 4) Put the arrow back on the spinner and check the head again for alignment. With a little trial and error you will soon become proficient and will be able to align a broadhead to the insert in under a minute. Keep in mind that shooting an arrow can cause misalignment, so it is a good idea to spin your broadhead tipped arrows repeatedly, particularly after shooting them.

### STEP 3: FLETCHING

After bow tuning and broadhead alignment, you are now ready to test your arrows for accuracy. If you are experiencing poor accuracy with a well tuned bow and properly aligned broadheads, it is likely that you are not giving the arrow enough guidance. The answer to this is fletching. Increasing the amount of fletching either by using longer vanes, or more vanes (4-fletch instead of 3-fletch) will give better guidance and increased accuracy. Be careful however, as too much fletching can have other adverse effects such as excessive drag than can also hamper performance. The key is finding a happy medium. This may take some trial and error depending on your setup. The best rule of thumb is to use the smallest amount of fletching possible while still being able to achieve field point accuracy with your broadheads.

### PIN BUSHING



INSTALLATION #1



INSTALLATION #2



USING WEIGHT SYSTEM



APPLYING GLUE INSERT

### BROADHEAD ALIGNMENT



FIGURE #1



FIGURE #2



FIGURE #3



The Flex it First logo is our way of reminding you to flex each shaft to test it for safety periodically – especially after shooting groups or if you miss a target. Why? Every Gold Tip arrow leaves our factory as the toughest, safest arrow we can make. But like every product, there's a chance that your arrows could sustain damage in shipping, stocking, and shooting that isn't visible to the eye. Simply flex your arrows before shooting to be sure that your arrow is not damaged. If there is damage, you will see the carbon separate or the shaft will break. That way, you'll keep shooting safe and straight.

## BOW TUNING

Although there are a number of acceptable tuning methods that work well, Gold Tip recommends paper tuning for release aid shooters and bare shaft tuning for finger shooters. Gold Tip also recommends the use of a string loop for compound shooters using a release aid. This will prevent nock pinch and will allow for a more accurate setup and more reliable tuning.

## PAPER TUNING

Shoot arrows through a suspended sheet of paper at a distance of 4 to 6 feet and observe the resulting tear. See adjustment illustration below to achieve a perfect tune. Make vertical adjustments prior to horizontal adjustments to avoid getting a false reading due to vane clearance issues.

**TIP FROM THE PROS:** Try spraying your vanes with aerosol foot powder to determine if there is any vane contact with the arrow rest. Vane contact can cause erratic arrow flight and inaccurate paper tear readings.

**TIP FROM THE PROS:** When paper tuning, proper shooting form and a consistent release are critical. Try shooting each arrow a number of times to make sure that you are getting a consistent reading. Paper tuning can be time consuming, but will pay big dividends in accuracy.

**THIS DIAGRAM DEPICTS A PERFECT TEAR OR BULLET HOLE. THIS MEANS THAT YOUR ARROW IS PERFECTLY TUNED TO YOUR BOW AND YOU ARE ACHIEVING PERFECT ARROW FLIGHT**

<b>PAPER TUNING</b>	 <b>PERFECT TEAR</b>	 <b>RIGHT TEAR</b> <b>POSSIBLE CORRECTIONS:</b> <ul style="list-style-type: none"> <li>• MOVE REST/CENTER SHOT AWAY FROM RISER (RIGHT-HANDED BOW)</li> <li>• MOVE CABLE GUARD AWAY FROM ARROW (INCREASE LOAD ON CABLE GUARD)</li> <li>• ADJUST WHEEL LEAN</li> </ul>
	 <b>HIGH TEAR</b> <b>POSSIBLE CORRECTIONS:</b> <ul style="list-style-type: none"> <li>• MOVE NOCK POINT DOWN</li> <li>• MOVE REST UP</li> <li>• DECREASE LAUNCHER STIFFNESS</li> <li>• SHORTEN ARROW LENGTH IF POSSIBLE</li> </ul>	 <b>LEFT TEAR</b> <b>POSSIBLE CORRECTIONS:</b> <ul style="list-style-type: none"> <li>• MOVE REST/CENTER SHOT TOWARDS RISER (RIGHT-HANDED BOW)</li> <li>• MOVE CABLE GUARD TOWARDS ARROW (DECREASE LOAD ON CABLE GUARD)</li> <li>• ADJUST WHEEL LEAN</li> <li>• USE STIFFER ARROW</li> <li>• DECREASE DRAW WEIGHT</li> </ul>
<b>BARE SHAFT TUNING</b>	<p style="text-align: center;"><b>THIS DIAGRAM DEPICTS OPTIMAL TUNING FOR THE BARE SHAFT TUNING METHOD. BARE SHAFTS AND FLETCHED ARROWS SHOULD HAVE VERY SIMILAR IMPACT POINTS.</b></p> <b>OPTIMAL TUNING</b>	 <b>WEAK ARROW</b> <b>POSSIBLE CORRECTIONS:</b> <ul style="list-style-type: none"> <li>• CUT SHAFTS 1/4" AT A TIME</li> <li>• USE A STIFFER SPINED ARROW</li> <li>• DECREASE POINT WEIGHT</li> <li>• DECREASE POUNDAGE 1/8 TURN AT A TIME</li> <li>• ADD WEIGHT TO REAR OF SHAFT WITH WRAPS, FLETCHING, OR GOLD TIP'S ULTRALIGHT NOCK ADAPTER</li> <li>• INCREASE PLUNGER TENSIONS</li> </ul>
	 <b>STIFF ARROW</b> <b>POSSIBLE CORRECTIONS:</b> <ul style="list-style-type: none"> <li>• USE A LONGER SHAFT</li> <li>• USE A LIGHTER SPINED SHAFT</li> <li>• ADD WEIGHT TO THE INSERT USING GOLD TIP'S WEIGHT SYSTEM OR BY ADDING A HEAVIER WEIGHT POINT</li> <li>• DECREASE CUSHION PLUNGER TENSION OR REST SIDE TENSION</li> <li>• ADD POUNDAGE TO THE LIMBS 1/8 TURN AT A TIME</li> </ul>	 <b>HIGH NOCK POINT</b> <b>POSSIBLE CORRECTIONS:</b> <ul style="list-style-type: none"> <li>• MOVE NOCK POINT DOWN</li> <li>• MOVE ARROW REST UP</li> </ul>
	 <b>LOW NOCK POINT</b> <b>POSSIBLE CORRECTIONS:</b> <ul style="list-style-type: none"> <li>• MOVE NOCK POINT UP</li> <li>• MOVE ARROW REST DOWN</li> </ul>	



**B**  **STINGER**™ 2025



## CONTENTS

**50**  
HUNTING STABILIZERS

**61**  
TARGET STABILIZERS

**68**  
MOUNTING HARDWARE

**73**  
BEE STINGER™ GEAR

**74**  
TECHNICAL SPECS

### YOU MAY NOT KNOW WHAT IT MEANS, BUT YOUR BOW DOES.

It's about achieving peak performance from your archery equipment, whether your sights are set on a 3D target at the local range or a trophy whitetail in the heart of the Midwest.

Peak performance that can only be gained through better balance, increased stability, less torque and reduced vibration.

Peak performance that breeds consistency and ultimately greater shooting confidence.

Bee Stinger™ Stabilizers are engineered to deliver the advantages your bow needs to achieve its peak performance to achieve its **MAXIMUM MOMENT OF INERTIA.**



### GIVING YOU THE CONFIDENCE TO CONNECT

You've practiced, you've prepared - you're ready. And with a Bee Stinger™ hunting stabilizer, you know your bow is ready too. Featuring machined aluminum end caps, steel weights, Ultra Stiff 100% Carbon Rod, and Sims Internal Dampers your Bee Stinger™ is engineered to help you acquire targets faster, hold steadier, diminish torque, reduce vibration and finish on target. Now, you know you can make the shot because you know you've got a Bee Stinger™.

# MICROHEX™ HUNTING

You're not into gimmicks, and neither are we. Introducing what the archery industry has never seen before. A wind-slicing micro-diameter stabilizer with Bee Stinger exclusive Countervail® technology. Countervail® proprietary material is built right into the carbon bar – it may seem insignificant, but the data proves otherwise. Quicker damping and reduced recoil offer a smoother feel and quieter shot – without adding weight or sacrificing stiffness. Stabilization you'll appreciate when it's time to send it.



**FITS ALL CURRENT  
BEE STINGER  
HARDWARE MOUNTS**

0.75" 0.5"

**COUNTERVAIL  
TECHNOLOGY**  
DAMPENS QUICK FOR  
LESS VIBRATION

**MICRO DIAMETER  
FOR WINDY CONDITIONS**

**STAINLESS STEEL STUD**  
FOR OPTIMAL CONSTRUCTION,  
RIGIDITY AND ADJUSTABILITY

**3 INDEPENDENT 1 OZ.  
POWDER COATED  
END WEIGHTS**  
PATENTED DESIGN

6 INCH

8 INCH

10 INCH

AVAILABLE IN BLACK ONLY 12 INCH

AVAILABLE IN BLACK ONLY 15 INCH

## AVAILABLE SIZES

BEE STINGER™ BAR LENGTHS ARE MEASURED FROM CAP TO CAP.  
WEIGHTS ARE NOT INCLUDED IN QUOTED LENGTH.

## AVAILABLE COLORS



OLIVE

BROWN

GREY

TAN

BLACK

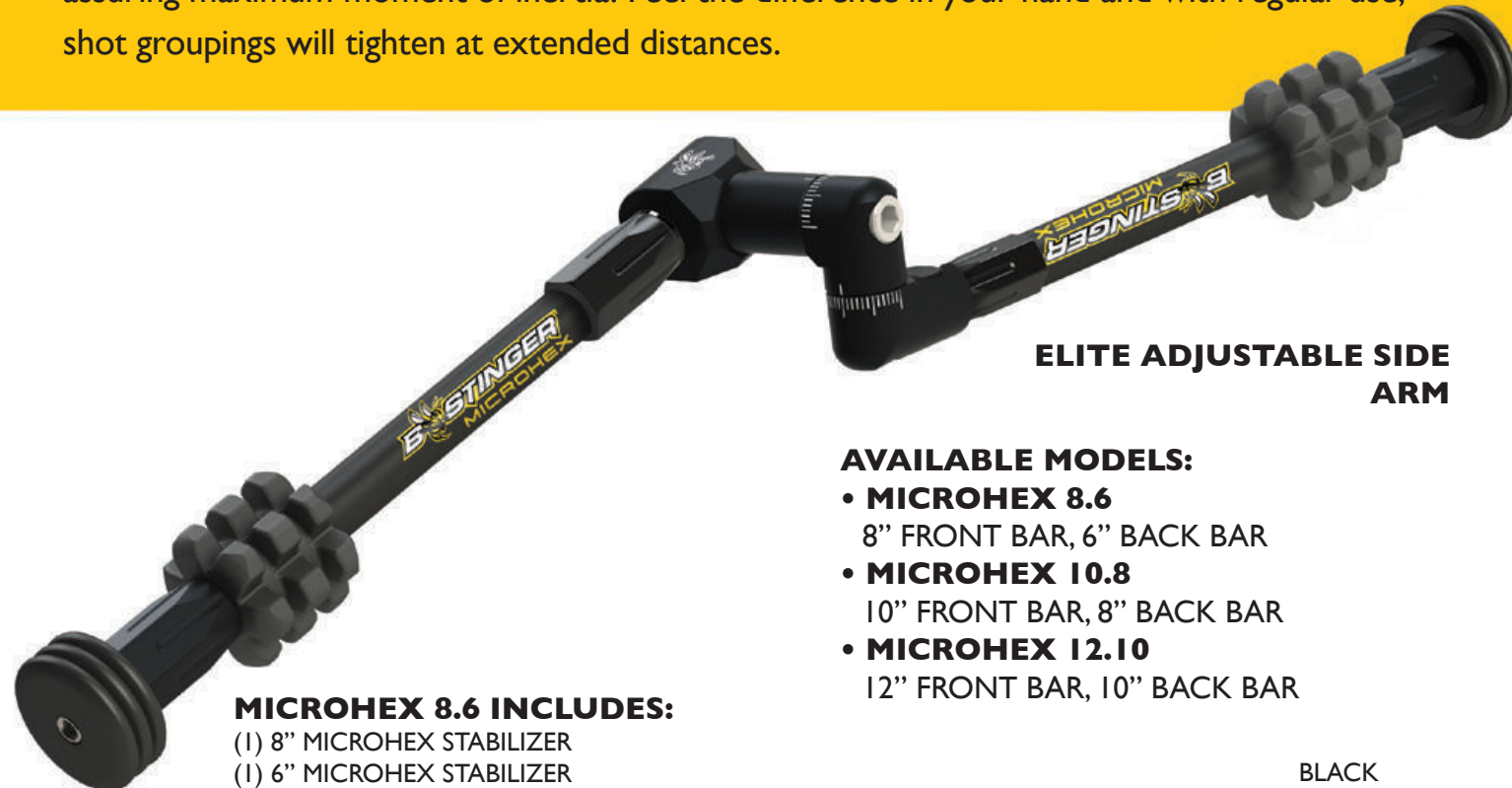
GREEN

RED

MOSSY OAK COUNTRY

# MICROHEX™ SYSTEM

For years, world-class target archers have known the benefits of combining front and back bar stabilizers for superior balance and shot control. Now, Bee Stinger brings this same stabilization strategy to the hunting world with the MicroHex Xtreme System. The system features a longer front MicroHex stabilizer, a shorter back MicroHex stabilizer, both mounted to an Elite side arm for maximum adjustability. Together, this system provides maximum balance and stabilization, assuring maximum moment of inertia. Feel the difference in your hand and with regular use, shot groupings will tighten at extended distances.



**ELITE ADJUSTABLE SIDE ARM**

**AVAILABLE MODELS:**

- **MICROHEX 8.6**  
8" FRONT BAR, 6" BACK BAR
- **MICROHEX 10.8**  
10" FRONT BAR, 8" BACK BAR
- **MICROHEX 12.10**  
12" FRONT BAR, 10" BACK BAR

**MICROHEX 8.6 INCLUDES:**

- (1) 8" MICROHEX STABILIZER
- (1) 6" MICROHEX STABILIZER
- (1) ELITE ADJUSTABLE SIDE ARM WITH BUILT IN QUICK DISCONNECTS

**MICROHEX 10.8 INCLUDES:**

- (1) 10" MICROHEX STABILIZER
- (1) 8" MICROHEX STABILIZER
- (1) ELITE ADJUSTABLE SIDE ARM WITH BUILT IN QUICK DISCONNECTS

**MICROHEX 12.10 INCLUDES:**

- (1) 12" MICROHEX STABILIZER
- (1) 10" MICROHEX STABILIZER
- (1) ELITE ADJUSTABLE SIDE ARM WITH BUILT IN QUICK DISCONNECTS

Bee Stinger™ bar lengths are measured from cap to cap. Weights are NOT included in quoted stabilizer lengths.

BLACK



**MICROHEX 8.6**



**MICROHEX 10.8**



**MICROHEX 12.10**

# MICROHEX™ COUNTER SLIDE

Achieving perfect balance and offsetting the weight of your sight, quiver and other accessories has never been more accurate, adaptable, or simple. The new Bee Stinger™ Microhex™ Counter Slide offers limitless configurations for you to customize the optimal balance for you - whether you're hunting or target shooting.



SHOWN WITH MICROHEX™ DOVETAIL MOUNT

**DOVETAIL MOUNT**

10 INCH

12 INCH

15 INCH

**COLORS:**



**STANDARD**



10 INCH

12 INCH

15 INCH

• 5 INDIVIDUAL 1 OZ. WEIGHTS AND SLIDING BRACKET ALLOW FOR MINUTE ADJUSTMENTS TO ACHIEVE PERFECT BALANCE

• OFFSETS THE WEIGHT OF SIGHT, QUIVER, AND OTHER ACCESSORIES

• ALLOWS ADDITIONAL WEIGHT DISTRIBUTION BOTH FORWARD AND BACK

## AVAILABLE SIZES

Bee Stinger™ bar lengths are measured from cap to cap. Weights are NOT included in quoted stabilizer lengths.

# SPORT HUNTER XTREME

## TAKE YOUR NEXT SHOT TO THE XTREME

This season, take your shooting to the Xtreme! The Sport Hunter Xtreme was engineered to help provide superior stabilization while conquering shot-induced vibration, resulting in the ultimate hunting stabilizer. The Sims Internal Damper and De-resonator combine to effectively minimize vibration transferred from the riser to the stabilizer upon release of the arrow. The individual 1 oz. end-weights allow users to customize their stabilizer to meet the ideal balance requirements of their particular hunting bow. Together, it equals added confidence to make your shot of a lifetime.

**STANDARD COLOR:**  
MATTE BLACK

**CAMO FINISH:**  
MOSSY OAK BREAK-UP COUNTRY



**MACHINED ALUMINUM  
END CAP**

**SIMS INTERNAL DAMPER**  
ABSORBS VIBRATION FOR BETTER FEEL

**SIMS DE-RESONATOR**  
ENGINEERED FOR SUPERIOR  
VIBRATION DAMPING

**STAINLESS STEEL STUD**  
FOR OPTIMAL CONSTRUCTION,  
RIGIDITY AND ADJUSTABILITY

**3 INDEPENDENT 1 OZ.  
POWDER COATED  
END WEIGHTS**  
PATENTED DESIGN



## AVAILABLE SIZES

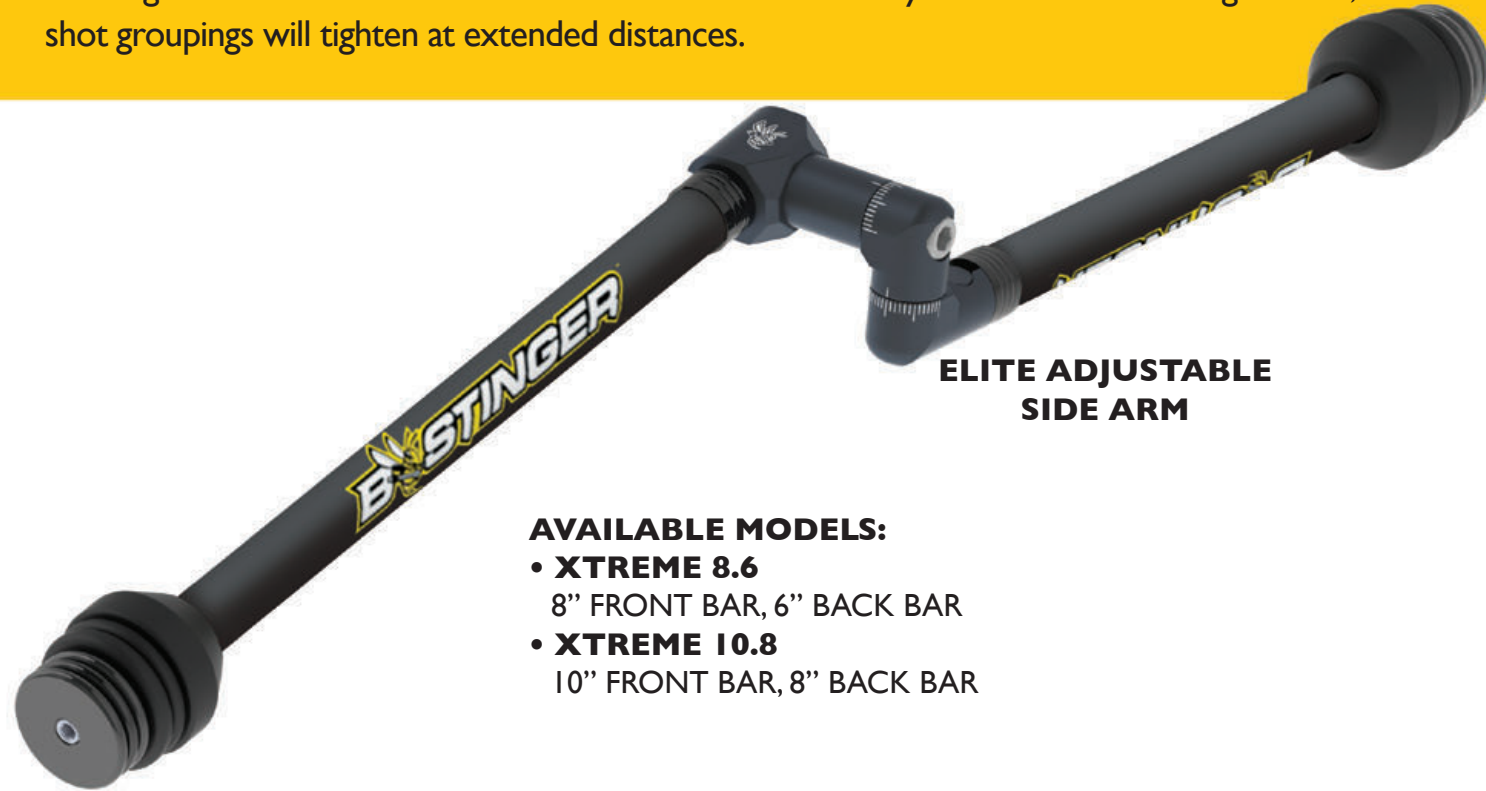
BEE STINGER™ BAR LENGTHS ARE MEASURED FROM CAP TO CAP.  
WEIGHTS ARE NOT INCLUDED IN QUOTED LENGTH.



# SPORT HUNTER XTREME SYSTEM

## TOURNAMENT PROVEN, HUNTER APPROVED

For years, world-class target archers have known the benefits of combining front and back bar stabilizers for superior balance and shot control. Now, Bee Stinger™ brings this same stabilization strategy to the hunting world with the Sport Hunter Xtreme System. The system features a longer front SHX stabilizer, a shorter back SHX stabilizer, both mounted to the Elite Side Arm for maximum adjustability. Together, the SHX System provides maximum balance and stabilization, assuring maximum moment of inertia. Feel the difference in your hand and with regular use, shot groupings will tighten at extended distances.



**ELITE ADJUSTABLE  
SIDE ARM**

### AVAILABLE MODELS:

- **XTREME 8.6**  
8" FRONT BAR, 6" BACK BAR
- **XTREME 10.8**  
10" FRONT BAR, 8" BACK BAR

### XTREME 8.6 INCLUDES:

- (1) 8" SHX STABILIZER
- (1) 6" SHX STABILIZER
- (1) ELITE ADJUSTABLE SIDE ARM  
WITH BUILT IN QUICK DISCONNECTS

### XTREME 10.8 INCLUDES:

- (1) 10" SHX STABILIZER
- (1) 8" SHX STABILIZER
- (1) ELITE ADJUSTABLE SIDE ARM  
WITH BUILT IN QUICK DISCONNECTS

### AVAILABLE COLORS:



**XTREME 8.6**



**XTREME 10.8**

Bee Stinger™ bar lengths are measured from cap to cap. Weights are NOT included in quoted stabilizer lengths.



# SPORT HUNTER COUNTER SLIDE

Achieving perfect balance and offsetting the weight of your sight, quiver and other accessories has never been more accurate, adaptable, or simple. The Bee Stinger™ Counter Slide offers limitless configurations for you to customize the optimal balance for you - whether you're hunting or target shooting.

- 5 INDIVIDUAL 1 OZ. WEIGHTS AND SLIDING BRACKET ALLOW FOR MINUTE ADJUSTMENTS TO ACHIEVE PERFECT BALANCE
- OFFSETS THE WEIGHT OF SIGHT, QUIVER, AND OTHER ACCESSORIES
- ALLOWS ADDITIONAL WEIGHT DISTRIBUTION BOTH FORWARD AND BACK

STANDARD COLOR:  
MATTE BLACK



## AVAILABLE SIZES

Bee Stinger™ bar lengths are measured from cap to cap. Weights are NOT included in quoted stabilizer lengths.



## TARGET STABILIZERS

### WHERE CONSISTENCY LEADS TO SUCCESS

Human error — it can mean the difference between standing at the top of the podium or the bottom; winning gold or silver — and for the Pros, it's the difference between making a living or simply earning enough for gas money home. A light torque of the bow, a little shake in the sight picture — turns a 12 into a 10. That's why the World's leading target archers depend on Bee Stinger™ target stabilizers to help tame human error.

Shot after shot, Bee Stinger™ target stabilizers provide the superior balance and rock-solid stability needed to acquire targets faster, hold steadier, and deliver repetitive performance. Technically speaking, Bee Stinger™ target stabilizers work to neutralize the negative effects of human error and allow the bow to achieve the “maximum moment of inertia” — the closest point of perfection for the bow as the arrow is released.

But what does it all REALLY mean? **CONSISTENCY**. Because within the realm of archery, consistency doesn't just win the day — it rules the world.

# MICROHEX™ TARGET

You're never finished, you're never satisfied – we relate. New for 2018, we introduce what the archery industry has never seen before. The Microhex™ Target. A wind-slicing micro-diameter stabilizer with Bee Stinger exclusive Countervail® technology. Countervail® proprietary material is built right into the carbon bar – it may seem insignificant, but the data proves otherwise. Quicker damping and reduced recoil offer a smoother feel and quieter shot – without adding weight or sacrificing stiffness. The new Microhex™ smooths both you and your bow's rough spots, as if you had any.


ELITE ADJUSTABLE SIDE ARM SOLD SEPARATELY.

## INCLUDED WITH THE 20" WIND BAR:

- (1) 4 OZ. AND (2) 1 OZ. END WEIGHTS

## INCLUDED WITH THE 24", 27", 30", 33", 36" STABILIZERS:

- (3) INDEPENDENT 1 OZ. END WEIGHTS



## V-BAR THEORY OF USES

V-Bar, side-rod or back-bar...no matter what you call them, they are an essential tool to achieve optimum stabilization. Using the same carbon technology as our front stabilizers, Bee Stinger™ cuts no corners when it comes to materials. To off-set counter forces and maximize stabilization, put as much or as little end weight as desired. Create a symmetrical or one side counter balance, our accessories give you numerous options.

## V-BAR LENGTHS:



## STABILIZER LENGTHS:



## AVAILABLE COLORS:



# PREMIER PLUS

## MATCH GRADE PERFORMANCE

The tournament-proven success of the Premier Plus Series is a testament to quality construction. Built with a proprietary high modulus carbon, Premier Plus stabilizers provide extreme rigidity for maximum stabilization. Each Premier Plus target stabilizer includes independent weights for customized balance. Experience greater down-range accuracy and more consistent overall shooting with the Premier Plus. The choice of World Champions, Premier Plus target stabilizers deliver “match grade” performance.



**INCLUDED WITH THE 20" WIND BAR:**  
 • (1) 4 OZ. AND (2) 1 OZ. END WEIGHTS

**INCLUDED WITH THE 24", 27", 30", 33", 36" STABILIZERS:**  
 • (3) INDEPENDENT 1 OZ. END WEIGHTS

ELITE ADJUSTABLE SIDE ARM SOLD SEPARATELY.


## V-BAR THEORY OF USES

V-Bar, side-rod or back-bar...no matter what you call them, they are an essential tool to achieve optimum stabilization. Using the same carbon technology as our front stabilizers, Bee Stinger™ cuts no corners when it comes to materials. To off-set counter forces and maximize stabilization, put as much or as little end weight as desired. Create a symmetrical or one side counter balance, our accessories give you numerous options.

## V-BAR LENGTHS:



## STABILIZER LENGTHS:



## AVAILABLE COLORS:



# COMPETITOR BAR

**PRO-GRADE PERFORMANCE,  
AFFORDABLY PRICED**

Tournament-grade performance at an affordable price; that's what the Competitor bar offers target archers of all levels. The Internal Damper smooths out any vibration, while the independent weight system allows for customized balance - and the perfect length to weight ratio for your bow.

## COMPETITOR BAR

SHOWN WITH AVAILABLE  
ELITE ADJUSTABLE SIDE ARM.

ELITE ADJUSTABLE SIDE ARM  
SOLD SEPARATELY

## INCLUDED WITH EACH STABILIZER BAR:

20": (1) 4 OZ. AND (2) 1 OZ. END WEIGHTS  
24", 27", 30", 33", 36" STABILIZERS:  
(3) INDEPENDENT 1 OZ. END WEIGHTS

## AVAILABLE COMPETITOR V-BAR LENGTHS:

10", 12", 15"

## AVAILABLE COMPETITOR BAR LENGTHS:

20", 24", 27", 30", 33", 36"

BEE STINGER™ BAR LENGTHS ARE MEASURED FROM CAP TO CAP.  
WEIGHTS ARE NOT INCLUDED IN QUOTED STABILIZER LENGTHS.

# FREESTYLE COMPETITOR KIT

**MAXIMUM STABILITY MADE EASY**

The experts at Bee Stinger™ have constructed the Freestyle Competitor kit with everything you need for maximum stabilization right from the start. Centered around the stabilizer and V-bar, the kit features an adjustable side bar and quick disconnect for easy mounting. The kit also includes (1) 4 oz. stainless steel end-weight and (3) independent 1 oz. stainless steel end-weights, for customized balance to achieve optimum performance, with minimal effort.

## FREESTYLE COMPETITOR KIT INCLUDES:

- (1) 30" COMPETITOR STABILIZER
- (1) 4 OZ. STAINLESS STEEL END WEIGHT
- (3) INDEPENDENT 1 OZ. STAINLESS STEEL END WEIGHTS
- (1) 12" V-BAR (WEIGHTS NOT INCLUDED)
- (1) ADJUSTABLE SIDE-BAR
- (1) QUICK DISCONNECT


**EACH COMPETITOR KIT COMES  
WITH THE CARRYING TUBE.**

# STABILIZER MOUNTS AND HARDWARE

Bee Stinger™ mounts come in various styles featuring rugged design to support any length and weight of side bar. Tight tolerances and heavy duty locking screws assure a tight no-slip fit.


## STABILIZER EXTENSIONS:

When you need a little “extra,” the Bee Stinger™ stabilizer extensions provide the option to lengthen your existing stabilizer for further customization.



### QUICK DISCONNECT STANDARD:

- Mounts directly to bow, with or without use of side bar or V-bar mount.



### QUICK DISCONNECT 10 DEGREE ANGLE:

- Mounts directly to bow, with or without use of side bar or V-bar mount.
- 10 degree down angle offers extra stability



1" EYE BOLT

ALUMINUM EXTENSIONS COME IN 3", 4", AND 5" LENGTHS



## V-BAR BLOCK MOUNTS:



### V-BAR ADJUSTABLE- NARROW:

- Locking Teeth engagement
- Dual angle adjust on left and right V-bar mounts



### V-BAR ADJUSTABLE- WIDE:

- Locking Teeth engagement
- Dual angle adjust on left and right V-bar mounts



### V-BAR ADJUSTABLE ELITE:

- Locking Teeth engagement
- Dual angle adjust on left and right V-bar mounts
- Front and side bar quick disconnects



### V-BAR SOLID:

- Fixed angle
- Side bar quick disconnects

## SIDE BAR MOUNTS:



### SIDE BAR INFINITY:

- No Locking Teeth for infinite adjustment
- Side bar quick disconnect
- Dual angle adjustment



### ADJUSTABLE-ELITE:

- Locking Teeth engagement
- Front and Side bar quick disconnect
- Dual angle adjustment



### ADJUSTABLE-STANDARD:

- Locking Teeth engagement
- Single angle adjustment



### ADJUSTABLE-ELITE WITHOUT QUICK DISCONNECT:

- Locking Teeth engagement
- Side bar quick disconnect
- Dual angle adjustment



### MICROHEX™ DOVETAIL:

- Side bar quick disconnect
- Dual angle adjustment



LACEY STUBBS

# END WEIGHTS

## STANDARD END WEIGHTS:



1/3 OZ. ALUMINUM END WEIGHT

The 1/3 oz. Aluminum end weights allow every class of shooter to micro-tune any Bee Stinger™ Stabilizer.  
—2 Pack

**AVAILABLE COLOR:**  
POLISHED ALUMINUM ONLY



1 OZ. STAINLESS STEEL END WEIGHT

The stainless steel 1 oz. end weights provide customized balance to any hunting or target bow.  
—3 Pack

**AVAILABLE COLORS:**  
STAINLESS, MATTE BLACK, GREEN, RED



4 OZ. STAINLESS STEEL END WEIGHT

Single block 4 oz. stainless steel end weight provides optimum balance and stabilization for any Bee Stinger™ Stabilizer.

**AVAILABLE COLORS:**  
STAINLESS, MATTE BLACK, GREEN, RED



8 OZ. STAINLESS STEEL END WEIGHT

This single block 8 oz. stainless steel end weight is designed for the archer who wants extra weight without having to stack multiple single weights on the bar. Maximum convenience, maximum balance and stability.

**AVAILABLE COLORS:**  
STAINLESS, MATTE BLACK



## PRO HUNTER MAXX END WEIGHTS:

Designed to meet the exacting standards of the world's leading archers, the Pro Hunter Maxx end weights provide maximum balance and stability for your Bee Stinger™ Stabilizer system.



2 OZ. ALUMINUM



4 OZ. STEEL



**PLASTIC WEIGHT CAP**

FITS FREESTYLE AND  
SPORT HUNTER EXTREME  
WEIGHTS

# CUSTOM ACCESSORIES

## DE-RESONATORS:

The De-Resonator allows archers to cancel much of the resonant vibration that occur in some bow set-ups. Simply move the De-Resonator up or down the stabilizer bar to the desired location.



BLACK


## ENHANCERS:

The Enhancer is used on the end of the front bar to offer vibration Damping as well as a soft feel when placing the bar on the ground.



BLACK

## MICROHEX™ DAMPERS:



BLACK    PINK    GREEN    ORANGE    YELLOW    RED    BLUE    PURPLE

# LOGO WEAR

TO SEE THE FULL LINE OF BEE STINGER APPAREL VISIT [BEESTINGER.COM](http://BEESTINGER.COM)



BEE STINGER HATS



BEE STINGER HOODIE



BEE STINGER SHOOTER JERSEY



BEE STINGER T-SHIRTS

800.551.0541 • [BEESTINGER.COM](http://BEESTINGER.COM)

# TECHNICAL SPECIFICATIONS

STABILIZER MODEL - HUNTING	LENGTH (BAR ONLY)	WEIGHT (BAR ONLY)	INCLUDED WEIGHT(S)	TOTAL WEIGHT	TOTAL LENGTH INCL. (3) WEIGHTS
MicroHex- 6"	6"	2.73 oz	(3) 1 oz	5.73 oz	6.50"
MicroHex- 8"	8"	2.94 oz	(3) 1 oz	5.94 oz	8.50"
MicroHex- 10"	10"	3.18 oz	(3) 1 oz	6.18 oz	10.50"
MicroHex- 12"	12"	3.50 oz	(3) 1 oz	6.50 oz	12.50"
MicroHex- 15"	15"	3.85 oz	(3) 1 oz	6.85 oz	15.50"
MicroHex - Counterslide - 10"	10"	5.15 oz	(5) 1 oz	10.15 oz	10.50"
MicroHex - Counterslide Dovetail - 10"	10"	7.17 oz	(5) 1 oz	12.17 oz	10.50"
MicroHex - Counterslide - 12"	12"	5.40 oz	(5) 1 oz	10.40 oz	12.50"
MicroHex - Counterslide Dovetail - 12"	12"	7.42 oz	(5) 1 oz	12.42 oz	12.50"
MicroHex - Counterslide - 15"	15"	5.77 oz	(5) 1 oz	10.77 oz	15.50"
MicroHex - Counterslide Dovetail - 15"	15"	7.79 oz	(5) 1 oz	12.79 oz	15.50"
Sport Hunter Xtreme - 6"	6"	3.85 oz*	(3) 1 oz	6.85 oz	6.50"
Sport Hunter Xtreme - 8"	8"	4.18 oz*	(3) 1 oz	7.18 oz	8.50"
Sport Hunter Xtreme - 10"	10"	4.45 oz*	(3) 1 oz	7.45 oz	10.50"
Sport Hunter Xtreme - Counterslide - 10"	10"	4.45 oz*	(5) 1 oz	9.45 oz	10.50"
Sport Hunter Xtreme - Counterslide - 12"	12"	4.63 oz*	(5) 1 oz	9.63 oz	12.50"
Sport Hunter Xtreme - Counterslide - 15"	15"	4.90 oz*	(5) 1 oz	9.90 oz	15.50"
Pro Hunter Maxx - 8" **	8"	4.18 oz*	(2)4 oz & (1)2 oz	14.18 oz	8.574"
Pro Hunter Maxx - 10" **	10"	4.45 oz*	(2)4 oz & (1)2 oz	14.45 oz	10.574"
Pro Hunter Maxx - 12" **	12"	4.63 oz*	(2)4 oz & (1)2 oz	14.63 oz	12.574"

\* Includes Deresonator

\*\* Fully adjustable in 2oz / 4oz / 6oz / 8oz or 10 oz weight configurations

STABILIZER MODEL - TARGET/FREE-STYLE	LENGTH (BAR ONLY)	WEIGHT (BAR ONLY)	INCLUDED WEIGHT(S)	TOTAL WEIGHT	TOTAL LENGTH INCL. (3) WEIGHTS
MicroHex - 20" - WindBar	20"	4.51 oz	(2) 10 oz, (1) 4 oz	10.51 oz	21"
MicroHex - 24"	24"	5.01 oz	(3) 1 oz	8.01 oz	24.5"
MicroHex - 27"	27"	5.38 oz	(3) 1 oz	8.38 oz	27.5"
MicroHex - 30"	30"	5.75 oz	(3) 1 oz	8.75 oz	30.5"
MicroHex - 33"	33"	6.12 oz	(3) 1 oz	9.12 oz	33.5"
MicroHex - 36"	36"	6.49 oz	(3) 1 oz	9.49 oz	36.5"
MicroHex - 10" - V-Bar*	10"	3.27 oz	n/a	3.27 oz	n/a
MicroHex - 12" - V-Bar*	12"	3.52 oz	n/a	3.52 oz	n/a
MicroHex - 15" - V-Bar*	15"	3.89 oz	n/a	3.89 oz	n/a
Competitor - 20" - WindBar	20"	4.71 oz	(2) 1 oz, (1) 4 oz	10.71 oz	21"
Competitor - 24"	24"	5.26 oz	(3) 1 oz	8.26 oz	24.5"
Competitor - 27"	27"	5.61 oz	(3) 1 oz	8.61 oz	27.5"
Competitor - 30"	30"	5.85 oz	(3) 1 oz	8.85 oz	30.5"
Competitor - 33"	33"	6.51 oz	(3) 1 oz	9.51 oz	33.5"
Competitor - 36"	36"	6.86 oz	(3) 1 oz	9.86 oz	36.5"
Competitor - 10" - V-Bar*	10"	3.38 oz	n/a	n/a	n/a

STABILIZER MODEL - TARGET/FREE-STYLE	LENGTH (BAR ONLY)	WEIGHT (BAR ONLY)	INCLUDED WEIGHT(S)	TOTAL WEIGHT	TOTAL LENGTH INCL. (3) WEIGHTS
Competitor - 12" - V-Bar*	12"	3.63 oz	n/a	n/a	n/a
Competitor - 15" - V-Bar*	15"	4.05 oz	n/a	n/a	n/a
Premier Plus - 20" - WindBar	20"	4.79 oz	(2) 1 oz, (1) 4 oz	10.79 oz	21"
Premier Plus - 24"	24"	5.28 oz	(3) 1 oz	8.28 oz	24.5"
Premier Plus - 27"	27"	5.77 oz	(3) 1 oz	8.77 oz	27.5"
Premier Plus - 30"	30"	6.17 oz	(3) 1 oz	9.17 oz	30.5"
Premier Plus - 33"	33"	6.57 oz	(3) 1 oz	9.57 oz	33.5"
Premier Plus - 36"	36"	6.98 oz	(3) 1 oz	9.98 oz	36.5"
Premier Plus - 10" - V-Bar*	10"	3.4 oz	n/a	n/a	n/a
Premier Plus - 12" - V-Bar*	12"	3.62 oz	n/a	n/a	n/a
Premier Plus - 15" - V-Bar*	15"	4.01 oz	n/a	n/a	n/a

\* Does NOT include Weights

WEIGHTS (ALL WEIGHTS THREADED FOR 5/16 - 24)	TOTAL THICK-NESS	TOTAL WEIGHT		DIAMETER	
Freestyle/Sport HTR/MicroHex - Weight - 1/3oz	.165"	.33 oz	n/a	1.35"	
Freestyle/Sport HTR/MicorHex - Weight - 1oz	.165"	1 oz	n/a	1.35"	
Freestyle/Sport HTR/MicroHex - Weight - 4oz	.660"	4 oz	n/a	1.35"	
Freestyle/Sport HTR/MicroHex - Weight - 8oz	1.32"	8 oz	n/a	1.35"	
Pro Hunter Maxx - Weight - 2oz	.25"	2 oz	n/a	2.66"	
Pro Hunter Maxx - Weight - 4oz	.162"	4 oz	n/a	2.66"	

ACCESSORIES	TOTAL LENGTH	TOTAL WEIGHT	TOTAL WIDTH	DIAMETER	
Quick Disconnect - 10 Degree Down Angle	1.191"	1.15 oz	n/a	1"	
Quick Disconnect - Standard	1.125"	1.02 oz	n/a	.96"	
Side Bar - Adjustable - STD	.375"*	2.38 oz	2"*	n/a	
Side Bar - Adjustable - ELITE without front QD	.375"*	3.1 oz	2"*	n/a	
Side Bar - Infinity	.375"*	3.1 oz	2"*	n/a	
Side Bar - Adjustable - ELITE	1.1"*	3.73 oz	2"*	n/a	
V-Bar Block - Adjustable - STD	.75"*	6.43 oz	1.8"*	n/a	
V-Bar Block - Adjustable - STD - Wide	.75"*	7.49 oz	2.8"*	n/a	
V-Bar Block - Adjustable - ELITE	1.063"*	5.16 oz	2.8"*	n/a	
MicroHex Counterslide Bracket (not sold separately)	.375"	1.58 oz	2.3"	n/a	
MicroHex Counterslide Bracket - with QD (not sold separately)	.9"	3.6 oz	1.2" - 2.5"	n/a	
Sport Hunter Xtreme Counterslide Bracket (not sold separately)	.375"	1.31 oz	2.3"	n/a	
MicroHex Damper	1.25"	.55 oz	n/a	1.44"	
Deresonator	1.42"	1.07 oz	n/a	1.47"	
FreeStyle Enhancer	1.43"	1.14 oz	n/a	1.63"	
Extension - 1" Eye Bolt	1.125"	.9 oz	n/a	.875"	
Extension - Aluminum - 3"	3"	2.4 oz	n/a	.9"	
Extension - Aluminum - 4"	4"	3.1 oz	n/a	.9"	
Extension - Aluminum - 5"	5"	3.7 oz	n/a	.9"	

\* Measurement of added thickness between bar and bow mount

\*\* Widths are measured from centerlines of stabilizers, not overall width of part



301 N 700 W  
Hyde Park, 84318  
800.221.9035